


**S M E G**


Small Domestic Appliances







-  **COFFEE**
-  **BREAKFAST**
-  **FOOD PREPARATION**
-  **COOKING**
-  **WATER CARE**
-  **KITCHENWARE**
-  **COOKWARE**



# DRIP COFFEE MACHINE

DCF02

COFFEE



White  
DCF02WHUS

10 cups capacity • 1.4 L water tank • Aroma intensity function • Auto start mode • 4 cups function  
• Keep Warm function • Full metal painted housing and lid • Metal filter and coffee spoon included



*Cream*  
DCF02CRUS



*Red*  
DCF02RDUS



*Black*  
DCF02BLUS



*Pastel blue*  
DCF02PBUS



*Steel*  
DCF02SSUS



*Pink*  
DCF02PKUS

# ESPRESSO COFFEE MACHINE

ECF02



COFFEE



White  
ECF02WHUS

Thermoblock heating system • 15 bar pump pressure • Stainless steel filter holder • 4 Espresso Function with customizable length option & Steam Function • Removable cup tray for mugs • 1.1 L removable water tank • Descaling alarm



*Cream*  
ECF02CRUS



*Red*  
ECF02RDUS



*Black*  
ECF02BLUS



*Pastel blue*  
ECF02PBUS



*Pastel green*  
ECF02PGUS



*Pink*  
ECF02PKUS

# MANUAL COFFEE MACHINE WITH GRINDER

EGF03

COFFEE



*Red*  
EGF03RDUS

- Dual thermoblock heating system
  - 20 bar professional pressure for brewing
  - 15 bar professional pressure for steaming
  - Pressure manometer
  - Different grinding steps up to SUPERFINE level
  - Conical burr grinder
  - 2 intensity levels of steam
  - Single and Double Espresso
  - 2,4 L removable water tank
  - Customizing settings
- Professional accessories



*Cream*  
EGF03CRUS



*Black*  
EGF03BLUS



*Pastel blue*  
EGF03PBUS



*Pastel green*  
EGF03PGUS



*White*  
EGF03WHUS

# BEAN TO CUP

BCC11



*White matt*  
BCC11WHMUS

- 19 bar pump pressure & Thermoblock heating system • Integrated conical burr grinder
- Adjustable coffee outlet height 90-135 mm (185 mm without drip tray) • Removable brewing unit for easy cleaning
- Descaling Alarm & water hardness setting • 7 "one touch" beverages and hot water




*Black matt*  
BCC11BLMUS



COFFEE

# BEAN TO CUP

BCC12



*Full Black*  
BCC12FBMUS

- 19 bar pump pressure & Thermoblock heating system
- Integrated conical burr grinder
- Adjustable coffee outlet height 90-135 mm (185 mm without drip tray)
- Removable brewing unit for easy cleaning
- Descaling Alarm & water hardness setting
- 6 "one-touch" beverages + hot water + steam function



*White matt*  
BCC12WHMUS

# MINIPRO ESPRESSO COFFEE MACHINE

EMC02



COFFEE



*Black matt*  
EMC02BIMUS

Triple thermoblock heating system • Professional stainless steel portafilter 58 mm Ø • 3 levels of steam intensity • Pressure manometer • 15 bar professional pump • Professional Stainless Steel steam wand • LCD display with shot timer • Single and Double Espresso preset functions • Manual function • 1,7 L removable water tank • Customizing settings • Professional accessories



*White matt*  
EMC02WHMUS



*Emerald green matt*  
EMC02EGMUS

# MILK FROTHER

MFF11

☉  
.....  
COFFEE



*Cream*  
MFF11CRUS

- Induction heating system • Jug capacity 600 ml/heating and 250 ml/frothing
- Functions: hot or cold milk with light or thick foam, hot milk, hot chocolate, manual function
  - Stainless steel body • Tritan™ Renew lid



*Red*  
MFF11RDUS



*Black*  
MFF11BLUS



*Pastel Blue*  
MFF11PBUS



*Pink*  
MFF11PKUS



*Pastel green*  
MFF11PGUS



*White*  
MFF11WHUS

# COFFEE GRINDER

CGF11



*Pastel blue*  
CGF11PBUS

Removable stainless steel conical burr grinder • 30 grinding steps in 3 macro segments (fine, medium, coarse) • 8 pre-set functions • Manual function • Antistatic system integrated • Coffee powder container included • Centring filter support • Cleaning brush included • Tritan™\* containers



COFFEE

# MILK FROTHER

MFFO2

COFFEE



*Red*  
MFFO2RDUS

Max Capacity: 180 ml/heating and 120 ml/frothing • Functions: hot milk, hot froth and cold froth  
• Internal body with ceramic non stick coating • Removable frothing whisk • Transparent lid • 360°  
Chromed Swivel Base



*Black*  
MFFO2BLUS



*White*  
MFFO2WHUS



*Cream*  
MFFO2CRUS



*Pastel green*  
MFFO2PGUS



*Pastel Blue*  
MFFO2PBUS



BREAKFAST

# KETTLE

KLFO3



*Pastel green*  
KLFO3PGUS

Power 2400 W • Jug capacity 1,7 L • Soft Opening lid system • Auto shut-off at 100°C  
• Stainless steel removable limescale filter • Stainless steel painted body



*Cream*  
KLFO3CRUS



*Red*  
KLFO3RDUS



*Black*  
KLFO3BLUS



*Pastel blue*  
KLFO3PBUS



*Pink*  
KLFO3PKUS



*White*  
KLFO3WHUS



*Steel*  
KLFO3SSUS

# VARIABLE TEMPERATURE KETTLE

KLF04



BREAKFAST



Pastel blue  
KLF04PBUS

Power 1400 W • Keep Warm function • 7 temperature levels (50°C - 100°C) • Jug capacity 1,7 L  
• Soft Opening lid system • Auto shut-off at chosen temperature • Removable stainless steel  
limescale filter



Cream  
KLF04CRUS



Red  
KLF04RDUS



Black  
KLF04BLUS



Pink  
KLF04PKUS



Pastel green  
KLF04PGUS



White  
KLF04WHUS



Steel  
KLF04SSUS

# MINI KETTLE

KLF05



*Cream*  
KLF05CRUS

Power 1400 W • Jug capacity 0.8 L • Easy lid opening • Auto shut-off at 100°C  
• Double walled with internal stainless steel body



*Red*  
KLF05RDUS



*Black*  
KLF05BLUS



*Pink*  
KLF05PKUS



*Pastel blue*  
KLF05PBUS



*Pastel green*  
KLF05PGUS



*White*  
KLF05WHUS



BREAKFAST

# WHISTLING KETTLE

CKLW2001



BREAKFAST



*White*  
CKLW2001WH

Jug capacity 2.3 L • Removable lid

- Compatible with all cooking surfaces • Fixed single tone whistle



*Cream*  
CKLW2001CR



*Red*  
CKLW2001RD



*Black*  
CKLW2001BL



*Pastel blue*  
CKLW2001PB



*Pastel green*  
CKLW2001PG

# TOASTER 2x2

TSF01



BREAKFAST



*Red*  
TSF01RDUS

Power 950 W • 2 extra-wide slots • 6 browning levels • 3 pre set programs: Reheat, Defrost, Bagel  
• Automatic pop-up • Polished stainless steel crumb tray



*Cream*  
TSF01CRUS



*Black*  
TSF01BLUS



*Pink*  
TSF01PKUS



*Pastel blue*  
TSF01PBUS



*White*  
TSF01VHUS



*Steel*  
TSF01SSUS

# TOASTER 2 x4

TSF02



BREAKFAST



Pastel green  
TSF02PGUS

Power 1800 W • 2 extra-wide slots • 6 browning levels • 3 pre-set programs: Reheat, Defrost, Bagel  
• Automatic pop-up • Polished stainless steel crumb tray



Cream  
TSF02CRUS



Red  
TSF02RDUS



Black  
TSF02BLUS



Pink  
TSF02PKUS



Pastel blue  
TSF02PBUS



White  
TSF02WHUS



Steel  
TSF02SSUS

# TOASTER 4 x4

TSF03



BREAKFAST



Pastel blue  
TSF03PBUS

Power 1900 W • 4 extra-wide slots • 6 browning levels • 3 preset programs: Reheat, Defrost, Bagel  
• Automatic pop-up • Polished stainless steel crumb tray



Cream  
TSF03CRUS



Red  
TSF03RDUS



Black  
TSF03BLUS



Pink  
TSF03PKUS



Pastel green  
TSF03PGUS



White  
TSF03WHUS



Steel  
TSF03SSUS

# CITRUS JUICER

CJF11



BREAKFAST



Black  
CJF11BLUS

Power 80 W • Automatic On/Off • Universal and premium reamer and strainer  
• Anti-drip stainless steel spout • Tritan™ Renew BPA-free lid



Cream  
CJF11CRUS



Red  
CJF11RDUS



White  
CJF11WHUS



Pastel blue  
CJF11PBUS



Pastel green  
CJF11PGUS



Pink  
CJF11PKUS



FOOD PREPARATION

# BLENDER

BLF03



Cream  
BLF03CRUS

Power 600W with Smooth Start function • 4 speeds • 4 pre-set programs: smoothie, green smoothie, ice crush, autoclean • Pulse function • 1.5 L BPA-free jug in Tritan™ Renew • Stainless steel dual blades



Red  
BLF03RDUS



Black  
BLF03BLUS



Pastel blue  
BLF03PBUS



Pastel green  
BLF03PGUS



White  
BLF03WHUS

# HIGH PERFORMANCE BLENDER

BLC01



White matt  
BLC01WHMUS

Power 1250 W with Smooth Start function • LCD Display • 9 speeds • 5 pre-set programs: smoothie, green smoothie, frozen dessert, ice crush, autoclean • Pulse function • Single/Family Serve selection mode • 1.5 L BPA-free jug in Tritan™ Renew with measuring cup • Stainless steel blade assembly



FOOD PREPARATION



Black matt  
BLC01BLMUS

# PERSONAL BLENDER

PBF01



FOOD PREPARATION



Pastel green  
PBF01PGUS

Power 250 W • 2 x 600 ml Tritan™ Renew bottles • Stainless steel blades • Stainless steel body with anti-slip base • Backlit knob with 2 speeds selection



Cream  
PBF01CRUS



Red  
PBF01RDUS



Black  
PBF01BLUS



Pastel blue  
PBF01PBUS



Pink  
PBF01PKUS



White  
PBF01WHUS

# STAND MIXER FULL COLOUR

SMF03



Black  
SMF03BLUS

Planetary movement • Direct drive motor 600 W • Variable speed control (10 speeds with Smooth Start function) • 4.8 L polished Stainless Steel bowl • Die-cast aluminum body



FOOD PREPARATION



Cream  
SMF03CRUS



Red  
SMF03RDUS



Pink  
SMF03PKUS



Pastel blue  
SMF03PBUS



Pastel green  
SMF03PGUS



White  
SMF03WHUS

# HAND BLENDER

HBF03



FOOD PREPARATION



Pastel blue  
HBF03PBUS

- Power 350 W • Stainless steel blending arm • Stainless steel blades with FlowBlend™ System  
• Variable speed knob • Turbo function • Ergonomic and anti-slip handle • Accessories included:  
1,4 L Tritan™ Renew beaker, chopper in Tritan™ Renew, stainless steel whisk



Cream  
HBF03CRUS



Red  
HBF03RDUS



Black  
HBF03BLUS



White  
HBF03WHUS

# HAND MIXER

HMF01



Pastel green  
HMF01PGUS

220 W power motor with Smooth Start function • 9 speeds and turbo function • Back lit hidden LED display with timing counting • 3 set of stainless steel accessories with storage bag



FOOD PREPARATION



Cream  
HMF01CRUS



Red  
HMF01RDUS



Black  
HMF01BLUS



Pastel blue  
HMF01PBUS



Pink  
HMF01PKUS



White  
HMF01WHUS

# COUNTERTOP COMBI STEAM OVEN

COF01



COOKING



*Pastel blue*  
COF01PBUS

LCD display • 30L capacity • 3 cooking levels • Multifunction cooking • Traditional menu functions with 3 preset programs: Air Fry, Warm, Defrost • Steam menu function with Pure steam & 2 Combi steam functions (steam level 20 - 70%) • Chef menu functions with 33 built-in recipes • 0,8L removable water tank • Descaling alarm, child lock function & customizing settings • Grill, baking tray and perforated tray included



*Red*  
COF01RDUS



*Cream*  
COF01CRUS



*Black*  
COF01BLUS



*White*  
COF01WHUS



*Pastel green*  
COF01PGUS

# SODA MAKER

SKCO1



WATER CARE

*White Matt  
SKCO1WHM*

Front knob to start fizzing • Manual adjustment of carbonation level • Tritan™ Renew 800 ml bottle dishwasher safe • Spill tray with magnetic cover • Compatible with standard 400-425g/60L - 80L screw-in CO2 cylinders (not included)



*Storm Blue  
SKCO1SBM*



*Black matt  
SKCO1BLM*

# KITCHEN SCALE

KSFO1



*Red*  
KSFO1RDWWW

Dual display: Analog and LED display • Up to 5 kg weight • Accuracy to 1 gr • Weighing plate area compatible with Smeg Stand Mixer Bowl SMB401 • 4 unit conversions • Automatic stand-by mode • Rechargeable battery



*Cream*  
KSFO1CRWWW



*Black*  
KSFO1BLWWW



*Pastel blue*  
KSFO1PBWWW



*Pastel green*  
KSFO1PGWWW



*White*  
KSFO1WHWWW



FOOD PREPARATION

# KNIFE BLOCK SET

KBSFO1-KBSFO2



KITCHENWARE



*Cream*  
KBSFO1CR

Steel body with natural acacia wood grain • ABS anti-slip base • 6 Stainless steel blades: Vegetable knife; Utility knife; Meat knife; Santoku knife; Bread knife; Chef's knife



*Pastel Blue*  
KBSFO1PB



*Black*  
KBSFO1BL



*White*  
KBSFO2VWH

# PORTABLE INDUCTION COOKER

PIC01



COOKING



*White matt*  
PIC11WHMUS

Touch control display • 9 power levels + boost • Timer up to 99' • 3 preset programs: Keep warm, BBQ, FRY • 3 extra cooking modes for BBQ & FRY programs • External probe for temperature control (40 – 99°C) • 2 Probe programs • Child lock function, pause function & customizing settings • Probe clip and accessories case included



*Black matt*  
PIC11BLMUS

# STAND MIXER FULL COLOUR SMF13

*White*

Special Edition



*White • 4.8 l Glass bowl  
SMF13WHUS*

TOASTER 2x2 TSF01  
KETTLE KLF03

# Champagne Matt

Special Edition



Champagne Matt  
TSF01CHMUS



Champagne Matt  
KLF03CHMUS

TOASTER 2x2 TSF01  
KETTLE KLF03

# Storm Blue Matt

Special Edition



*Storm Blue Matt*  
TSF01SBMUS



*Storm Blue Matt*  
KLF03SBMUS

TOASTER 2x2 TSF01  
KETTLE KLF03  
CITRUS JUICER CJF01

*White Matt*

Special Edition



*White Matt*  
TSF01WHMUS



*White Matt*  
KLF03WHMUS



*White Matt*  
CJF01WHMUS

TOASTER 2x2 TSF01  
KETTLE KLF03

*Black Matt*

Special Edition



*Black Matt  
TSF01BIMUS*



*Black Matt  
KLF03BIMUS*

# COOKWARE

CKFF | CKFS | CKFC | CKFD | CKFW



COOKWARE



Sauce Pans  
CKFS2011CRM  
Cream Matt



Casseroles  
CKFC2411CRM  
Cream Matt



Deep Skillets  
CKFD2811CRM  
Cream Matt



Fry Pans  
CKFF2401CRM  
Cream Matt



Woks  
CKFW3001CRM  
Cream Matt

Aesthetic: 50's Style • Body material: Cold-forged aluminium • Internal coating: Non-stick PTFE •  
Handle(s) material: Stainless steel AISI304 • Lid material: Tempered glass with stainless steel rim  
• Knob material: Stainless steel



Sauce Pans  
CKFS2011BLM



Casseroles  
CKFC2411BLM



Deep Skillets  
CKFD2811BLM



Fry Pans  
CKFF2401BLM



Woks  
CKFW3001BLM

● Black Matt

● Red Matt

● Cream Matt

CKFS2011RDM

CKFS2011CRM

CKFC2411RDM

CKFC2411CRM

CKFD2811RDM

CKFD2811CRM

CKFF2401RDM

CKFF2401CRM

CKFW3001RDM

CKFW3001CRM



**ACCESSORIES**



**TECHNICAL DATA**



# ACCESSORIES

## STAND MIXER INCLUDED | SMF02



Dough hook  
SMDH01

8017709198879



Flat beater  
SMFB01

8017709198862



Wire whisk  
SMWVW02

8017709262648



Stainless steel bowl, 4,8L  
SMB401

8017709202927



Pouring shield  
SMPS01

8017709198893

## INCLUDED | SMF03



Flex edges beater  
SMFB02

8017709272975



Dough hook  
SMDH01

8017709198879



Flat beater  
SMFB01

8017709198862



Wire whisk  
SMWVW02

8017709262648



Stainless steel bowl, 4,8L  
SMB401

8017709202927



Pouring shield  
SMPS01

8017709198893

## INCLUDED | SMF13



Flex edges beater  
SMFB02

8017709272975



Dough hook  
SMDH01

8017709198879



Flat beater  
SMFB01

8017709198862



Wire whisk  
SMWVW02

8017709262648



Glass bowl, 4,8 L  
SMGB01

8017709265885

Accessories included can be purchased also separately and they are interchangeable between every model (SMF02, SMF03, SMF13).

# ACCESSORIES

## STAND MIXER

**OPTIONAL | SMF02 • SMF03 • SMF13**



*Pasta roller  
SMPRO1*

8017709197063



*Pasta roller and cutter set  
SMPCO1*

8017709198633



*Slicer & grater  
SMSGO1*

8017709222703



*Multi food grinder  
SMMGO1*

8017709218362



*Ice cream maker  
SMICO1*

8017709279899

*Compatible with  
SMB401*



*Ice cream maker bowl & lid only  
SMICO2*

8017709279905

*Compatible with  
SMB401*

# ACCESSORIES

## HAND BLENDER

**OPTIONAL | HBF11 • HBF03**



*Food processor  
HBFP11*

017709318550

## PERSONAL BLENDER

**OPTIONAL | PBF01**



*Bottle To-Go  
BGF13US*

812895020892

## TOASTER

**OPTIONAL | TSF01 • TSF03**



*2-piece sandwich  
TSSR01*

8017709189334



*Bun warmer  
TSBW01*

8017709189358



*2-piece sandwich  
TSSR02*

8017709189341



*Bun warmer  
TSBW02*

8017709189365

## ESPRESSO COFFEE MACHINE

**INCLUDED | DCF02**



*Carafe  
DCGC01*

8017709281205

# ACCESSORIES

## LIDS

**OPTIONAL** | CKFF • CKFS • CKFC • CKFD • CKFW



*24 cm. Lid*  
**CKFL2401**

812895022032



*26 cm. Lid*  
**CKFL2601**

812895022049



*28 cm. Lid*  
**CKFL2801**

812895022056














*30 cm. Lid*  
**CKFL3001**

812895022063








# TECHNICAL DATA

## FOOD PREPARATION

		Rating (W)	Net Weight (Kg)	Cable Lenght (m)	Dimensions HxLxP (mm)	Cream 	Red 	Black 
	Stand Mixer SMF03	600	9,2 - 11	1	378 (490 head up) x402x221	SMF03CRUS 8017709269159	SMF03RDUS 8017709269203	SMF03BLUS 8017709269142
	Hand Blender HBF11	350	0,85	1	414x65x65	HBF11CRUS 8017709263997	HBF11RDUS 8017709264000	HBF11BLUS 8017709264017
	Hand Blender HBFO3	350	1,9	1,5	414x65x65	HBFO3CRUS 8017709343781	HBFO3RDUS 8017709343804	HBFO3BLUS 8017709343774
	Personal Blender PBFO1	250	1,8	1	335x142x136	PBFO1CRUS 8017709313005	PBFO1RDUS 8017709313012	PBFO1BLUS 8017709313029
	Blender BLFO3	600	3,6	1	397x197x163	BLFO3CRUS 8017709328443	BLFO3RDUS 8017709328450	BLFO3BLUS 8017709328467
	High P. Blender BLCO1	1250	6,1	1	421x168x225			
	Hand Mixer HMFO1	220	1,5	1,5	243x292x146	HMFO1CRUS 8017709301811	HMFO1RDUS 8017709301828	HMFO1BLUS 8017709301835
	Kitchen Scale KSFO1	-	1,6	1	315x180x250	KSFO1CRWWW 8017709344535	KSFO1RDWWW 8017709344559	KSFO1BLWWW 8017709344542

## KITCHENWARE

		Rating (W)	Net Weight (Kg)	Cable Lenght (m)	Dimensions HxLxP (mm)	Cream 	Red 	Black 
	Knife Block Set KBSFO1	-	2,4	-	397x195x290	KBSFO1CR 812895022179		KBSFO1BL 812895022193
	Knife Block Set KBSFO2	-	2,4	-	397x195x290			

Pink



Pastel Blue



Pastel Green



White



White Matt



Black Matt



Emerald Green  
Matt



Stom Blue  
Matt



SMFO3PKUS  
8017709319212w

SMFO3PBUS  
8017709311902

SMFO3PGUS  
8017709304492

SMFO3WHUS  
017709277697

HBF11PBUS  
8017709264024

HBFO3PBUS  
8017709343798

HBFO3WHUS  
8017709343811

PBFO1PKUS  
8017709313081

PBFO1PBUS  
8017709313067

PBFO1PGUS  
8017709313074

PBFO1WHUS  
8017709313098

BLFO3PBUS  
8017709328474

BLFO3PGUS  
8017709214319

BLFO3WHUS  
8017709328498

BLC01WHMUS  
8017709331214

BLC01BIMUS  
8017709331191

HMFO1PKUS  
8017709301866

HMFO1PBUS  
8017709301842

HMFO1PGUS  
8017709301859

HMFO1WHUS  
8017709301873

KSFO1PBWWW  
8017709344511

KSFO1PGWWW  
8017709344528

KSFO1WHWWW  
8017709344566

Pink



Pastel Blue



Pastel Green



White



White Matt



Black Matt



Emerald Green  
Matt








KBSFO1PB  
812895022186












KBSFO2WH  
8017709344191

# TECHNICAL DATA

## COOKING

	Rating (W)	Net Weight (Kg)	Cable Length (m)	Dimensions HxLxP (mm)	Cream 	Red 	Black 
 C. combi steam oven COF01	1800	17,5	1	400 x500 x510	COF01CRUS 8017709329570	COF01RDUS 8017709333867	COF01BLUS 8017709333850
 P. induction Cooker PIC01	1800	3,3	1	54 x315x 412,5			

## BREAKFAST

	Rating (W)	Net Weight (Kg)	Cable Length (m)	Dimensions HxLxP (mm)	Cream 	Red 	Black 
 Kettle KLF03	1400	1,6	1	248x226x171	KLF03CRUS 8017709227852	KLF03RDUS 8017709228095	KLF03BLUS 8017709227791
 Variable temp. Kettle KLF04	1400	1,8	1	275x226x171	KLF04CRUS 8017709231378	KLF04RDUS 8017709231675	KLF04BLUS 8017709231309
 Mini Kettle KLF05	1400	1	1	200x200x152	KLF05CRUS 8017709302160	KLF05RDUS 8017709302177	KLF05BLUS 8017709302184
 Whistling Kettle CKLW2001	-	1,3	-	245x245x317	CKLW2001CR 8017709347871	CKLW2001RD 8017709347925	CKLW2001BL 8017709347918
 Toaster 2x2 TSF01	980	2,4	1	198x325x195	TSF01CRUS 8017709186920	TSF01RDUS 8017709186968	TSF01BLUS 8017709187002
 Toaster 2x4 TSF02	1400	3,3	1	215x410x208	TSF02CRUS 8017709190712	TSF02RDUS 8017709190750	TSF02BLUS 8017709190798
 Toaster 4x4 TSF03	1800	3,8	1	205x314x330	TSF03CRUS 8017709263348	TSF03RDUS 8017709263355	TSF03BLUS 8017709263362
 Citrus Juicer CJF11	80	2,6	1	281x166x166	CJF11CRUS 8017709234188	CJF11RDUS 8017709234195	CJF11BLUS 8017709234201

Pink



Pastel Blue



Pastel Green



White



White Matt



Black Matt



Emerald Green  
Matt



COFO1PBUS

8017709333874

COFO1PGUS

8017709333881

COFO1WHUS

8017709333843

PIC11WHMUS

8017709329433

PIC11BIMUS

8017709339739

Pink



Pastel Blue



Pastel Green



White



Steel



Navy Blue



KLFO3PKUS

8017709228033

KLFO3PBUS

8017709227913

KLFO3PGUS

8017709227975

KLFO3WHUS

8017709230999

KLFO3SSUS

8017709228156

KLFO4PKUS

8017709231606

KLFO4PBUS

8017709231446

KLFO4PGUS

8017709231514

KLFO4WHUS

8017709231811

KLFO4SSUS

8017709347949

KLFO5PKUS

8017709302214

KLFO5PBUS

8017709302191

KLFO5PGUS

8017709302207

KLFO5WHUS

8017709302221

CKLW2001PB

8017709347895

CKLW2001PG

8017709347888

CKLW2001WH

8017709347901

TSFO1PKUS

8017709189013

TSFO1PBUS

8017709189099

TSFO1WHUS

8017709231057

TSFO1SSUS

8017709189136

TSFO2PKUS

8017709190873

TSFO2PBUS

8017709190958

TSFO2PGUS

8017709190910

TSFO2WHUS

8017709231125

TSFO2SSUS

8017709190835

TSFO2NBUS

8017709347819

TSFO3PKUS

8017709263393

TSFO3PBUS

8017709263379

TSFO3PGUS

8017709263386

TSFO3WHUS

8017709263409

TSFO3SSUS

8017709263416

CJF11PKUS

8017709234218

CJF11PBUS

8017709234232

CJF11PGUS










8017709234225







CJF11WHUS

8017709260347




# TECHNICAL DATA

## COFFEE

		Rating (W)	Net Weight (Kg)	Cable Length (m)	Dimensions HxLxP (mm)	Cream 	Red 	Black 
	Milk Frother MFF02	500	0,8	0,6	200x93x93	MFF02CRUS 8017709353162	MFF02RDUS 8017709353124	MFF02BLUS 8017709353155
	Milk Frother MFF11	500	1,8	1	251x184x142	MFF11CRUS 8017709316075	MFF11RDUS 8017709316099	MFF11BLUS 8017709316082
	Coffee Grinder CGF11	150	3,1	1	506x288x204			
	Drip Coffee Machine DCF02	1050	3,4	1	361x245x256	DCF02CRUS 8017709280499	DCF02RDUS 8017709280505	DCF02BLUS 8017709280512
	Manual C. Machine ECF02	1350	4,6	1	330x149x329	ECF02CRUS 8017709324827	ECF02RDUS 8017709324797	ECF02BLUS 8017709324803
	Manual C. Machine EGF03	1500	12,3	1	443x334x430	EGF03CRUS 8017709329839	EGF03RDUS 8017709329822	EGF03BLUS 817709329846

		Rating (W)	Net Weight (Kg)	Cable Length (m)	Dimensions HxLxP (mm)	Black Matt 	White Matt 	Black 
	Bean To Cup BCC11	1350	8,4	1	336x180x433	BCC11BIMUS 8017709334734	BCC11WHMUS 8017709334819	
	Bean To Cup BCC12	1350	8,4	1	336x180x433		BCC12WHMUS 812895024401	BCC12FBMUS 812895025880
	Minipro E. C. M. EMC02	1650	12	1	220 x 360 x 430	EMC02BIMUS 8017709342791	EMC02WHMUS 8017709342784	

## WATER CARE

		Rating (W)	Net Weight (Kg)	Cable Length (m)	Dimensions HxLxP (mm)	Black Matt 	White Matt 
	Soda Maker SKC01		4,2		420x135x245	SKC01BIM 8017709347512	SKC01WHM 8017709347505

Pink



Pastel Blue



Pastel Green



White



Steel



Slate Grey



Navy Blue



MFF02PBUS  
8017709317980

MFF02PGUS  
8017709353131

MFF02WHUS  
8017709353148

MFF11PKUS  
8017709316129

MFF11PBUS  
8017709316105

MFF11PGUS  
8017709316112

MFF11WHUS  
8017709316136

CGF11WHUS  
8017709318017

DCF02PKUS  
8017709302993

DCF02PBUS  
8017709280529

DCF02PGUS  
8017709280536

DCF02WHUS  
8017709280550

ECF02PKUS  
8017709324773

ECF02PBUS  
8017709324766

ECF02PGUS  
8017709324780

ECF02WHUS  
8017709324810

EGF03PBUS  
8017709329815

EGF03PGUS  
8017709329860

EGF03WHUS  
8017709329853

**Emerald Green Matt**



**Steel**



**Storm Blue Matt**



EMCO2EGMUS

8017709342753

**Emerald Green Matt**










**Storm Blue Matt**















SKC01SBM  
8017709347536

# TECHNICAL DATA

<b>SPECIAL EDITION</b>	Rating (W)	Net Weight (Kg)	Cable Length (m)	Dimensions HxLxP (mm)	Black Matt 	White Matt 	Champagne Matt 
 Stand Mixer SMF13	600	9,2 - 11	1	378 (490 head up) x402x221			
 Kettle KLF03	2400	1,6	1	248x226x171	KLF03B1MUS 8017709290795	KLF03WHMUS 8017709290719	KLF03CHMUS 8017709290870
 Toaster 2x2 TSF01	950	2,4	1	198x325x195	TSF01B1MUS 8017709290757	TSF01WHMUS 8017709290672	TSF01CHMUS 8017709290832
 Citrus Juicer CJF01	-	2,72	1	281x166x166		CJF01WHMUS 812895023305	

# COOKWARE

	Rating (W)	Net Weight (Kg)	Cable Length (m)	Dimensions Diameter (ln)	Cream Matt 	Red Matt 	Black Matt 
 Frying Pan CKFF24	-	1,6	-	24	CKFF2401CRM 812895021950	CKFF2401RDM 812895022070	CKFF2401B1M 812895022087
 Frying Pan CKFF26	-	1,8	-	26		CKFF2601RDM 812895021882	CKFF2601B1M 812895022094
 Frying Pan CKFF28	-	2,0	-	28	CKFF2801CRM 812895021974	CKFF2801RDM 812895021899	CKFF2801B1M 812895022100
 Frying Pan CKFF30	-	2,2	-	30	CKFF3001CRM 812895021981	CKFF3001RDM 812895021905	CKFF3001B1M 812895022117
 Sauce Pan CKFS20	-	1,81	-	20	CKFS2011CRM 812895022476	CKFS2011RDM 812895022483	CKFS2011B1M 812895022469
 Casserole Dish w/Lid CKFC24	-	2,76	-	24	CKFC2411CRM 812895022018	CKFC2411RDM 812895021936	CKFC2411B1M 812895022148
 Casserole Dish w/Lid CKFC26	-	3,47	-	26	CKFC2611CRM 812895022025	CKFC2611RDM 812895021943	CKFC2611B1M 812895022155
 Deep Skillet w/ Lid CKFD28	-	2,72	-	28	CKFD2811CRM 812895022001	CKFD2811RDM 812895021929	CKFD2811B1M 812895022131
 Wok CKFW30	-	2,4	-	30	CKFW3001CRM 812895021998	CKFW3001RDM 812895021912	CKFW3001B1M 812895022124

**Emerald Green Matt**



**White**



**Storm Blue Matt**



---

SMF13WHUS

8017709272395

---

KLF03EGMUS

8017709329617

KLF03SBMUS

8017709343736

---

TSF01EGMUS

812895024135

TSF01SBMUS

8017709343699

---







*Find out more*

**[smeg.com/ca-en](https://smeg.com/ca-en)**





[smeg.com/ca-en](https://smeg.com/ca-en)

