



KITCHEN SPECIFICATION GUIDE



Smeg Headquarters  
Guastalla, Italy



## **Designed For Modern Kitchen Projects**

For more than 75 years, Smeg has defined Italian design excellence in the kitchen. Today, this expertise supports architects, kitchen specialists, and property developers seeking considered appliance solutions for modern projects.

From individual appliances to fully coordinated kitchen packages, Smeg delivers design consistency, reliable performance, and the flexibility required across projects of every scale.

M A D E I N I T A L Y

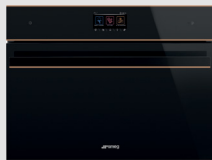




### Dolce Stil Novo Design




**smeg**  
60<sup>CM</sup> PYROLYTIC TRADITIONAL OVEN  
SOP6604TPNR (Copper trim)



**smeg**  
60x45<sup>CM</sup> COMPACT COMBINATION MICROWAVE OVEN  
SO4604M2PNR (Copper trim)



**smeg**  
60x45<sup>CM</sup> COMPACT COFFEE MACHINE  
CMS4604NR (Copper trim)



**smeg**  
60x15<sup>CM</sup> WARMER DRAWER  
CPRT615NR (Copper trim)

### Hob & Extractor Set



**smeg**  
90<sup>CM</sup> DOWNDRAFT EXTRACTOR  
KDD90CNE2 (Black glass)



**smeg**  
90<sup>CM</sup> GAS-ON-GLASS HOB  
PV695LCNR (Copper trim)




**smeg**  
SINGLE BOWL UNDERMOUNT OR TOP MOUNT SINK  
VZP45N (Anthracite black granite)



**smeg**  
50'S STYLE RETRO TAP  
MDF50SSSA (Chrome)

## Linea Neptune Grey Design



**60<sup>CM</sup> GALILEO TRADITIONAL OVEN**  
SO6102TG (Neptune grey & glass)




**60x45<sup>CM</sup> COMPACT MICROWAVE OVEN**  
SO4102M1G (Neptune grey & glass)



**60x45<sup>CM</sup> COMPACT COFFEE MACHINE**  
CMS4104G (Neptune grey & glass)



**60x15<sup>CM</sup> WARMER DRAWER**  
CPRT115G (Neptune grey)



**70<sup>CM</sup> INTEGRATED EXTRACTOR**  
KSG70HPE (Stainless steel)



## Coordinating Solutions



**90<sup>CM</sup> INDUCTION HOB**  
SI2951D (Matt black glass)



**MIRA DOUBLE BOWL INSET SINK**  
LRX902 (Stainless steel)

**GLASS SLIDERS**  
CVB40N2 (Black glass)



**RETRO 50'S STYLE CHROME TAP**  
MDF50BLSA (Black)


## Linea Midnight Black Design



**60<sup>CM</sup> GALILEO TRADITIONAL OVEN**  
SO6102TB3 (Black glass)




**60x45<sup>CM</sup> COMPACT MICROWAVE OVEN**  
SO4102M1B3 (Black glass)



**60x15<sup>CM</sup> WARMER DRAWER**  
CPR115B3 (Black glass)

## Coordinating Solutions



**60<sup>CM</sup> GAS-ON-GLASS HOB**  
PV364NSA2 (Black glass)



**30<sup>CM</sup> CERAN DOMINO HOB**  
SE232TD1 (Black glass)



**90<sup>CM</sup> INTEGRATED EXTRACTOR HOOD**  
KDIAM90X (Stainless steel)



**DOUBLE BOWL INSET SINK**  
LZ8116N (Anthracite black granite)



**RETRO 50'S STYLE CHROME TAP**  
MDF50RDSA (Fiery Red)

## Classica Design



**90x60<sup>CM</sup> ELECTRIC OVEN**  
SF9390X1SA (Stainless steel)



**60<sup>CM</sup> COMBINATION MICROWAVE OVEN**  
S06302M2X (Stainless steel)



**60x45<sup>CM</sup> COMPACT COFFEE MACHINE**  
CMS4303X (Stainless steel)



**60x15<sup>CM</sup> WARMER DRAWER**  
CPR315X (Stainless steel)

## Hob & Extractor Set



**90<sup>CM</sup> EXTRACTOR**  
KATE900CEX (Stainless steel)



**90<sup>CM</sup> GAS HOB**  
PS906SA (Stainless steel)



## Coordinating Solutions



**90<sup>CM</sup> ISLAND EXTRACTOR**  
KBT19L4VN (Stainless steel & glass)



**90<sup>CM</sup> GAS HOB**  
PGF95SA (Stainless steel)



**60<sup>CM</sup> TRADITIONAL OVEN**  
SF6385XSA (Stainless steel)



**MIRA DOUBLE BOWL INSET SINK**  
LDR116-2 (Stainless steel)



**MIRA SINGLE BOWL TRIPLE  
INSTALLATION SINK**  
VFU40SFR (Stainless steel)



**RETRO 50'S STYLE CHROME TAP**  
MDF50PBSA (Pastel Blue)



**smeg**

**55CM INTEGRATED FRIDGE & FREEZER SET**  
ZAS8F174NE & ZAS8L1743E



**smeg**

**60CM INTEGRATED FRIDGE & FREEZER**  
ZAC8173N1F

**Integrated Appliances**



**smeg**

**60CM DISHWASHER - 9L/CYCLE**  
DWI9QDLA-1



**smeg**

**60CM WASHER DRYER - 7KG WASH/4KG DRY - LSTA147SSA**



**smeg**

**45CM COMPACT DISHWASHER - 9L/CYCLE**  
DWI245SA



### Washer Dryer Solution



**smeg**  
60<sup>CM</sup> WASHER DRYER - 9KG WASH/6KG DRY  
WD3T964SSA (Silver)

### Coordinating Laundry Sets



**smeg**  
60<sup>CM</sup> WASHING MACHINE - 10KG WASH  
WM3T04XSA (Dark inox)



**smeg**  
60<sup>CM</sup> HEAT PUMP DRYER - 9KG DRY  
D3T9XSA (Dark inox)



**smeg**  
60<sup>CM</sup> WASHING MACHINE - 8KG WASH  
WM3T84SSA (Silver)



**smeg**  
60<sup>CM</sup> CONDENSER DRYER - 7KG DRY  
D3T7SSA (Silver)



### **Additional Resources**

Download supporting catalogues, specifications and pricing to assist with kitchen planning and project requirements.

[Full Range & Price List](#)

[Sinks & Taps Collection](#)

[Technical Drawings](#)



**Smeg South Africa (Pty) Ltd**  
www.smeg.com/za | info@smegsa.co.za

**Head Office**

Tel (011) 463 1016  
Bryanston Boulevard,  
2985 Winnie Mandela Drive,  
Bryanston, Sandton, 2191  
jhbinfo@smegsa.co.za

**Cape Town Showroom**

Tel (021) 418 9934  
Shop 2A, Waterway House, Dock Road,  
V&A Waterfront, Cape Town, 8001  
cptinfo@smegsa.co.za

**Umhlanga Showroom**

Tel (031) 566 2770  
Shop No.3, Beacon Rock, 21 Lighthouse Road,  
Umhlanga Rocks  
dbninfo@smegsa.co.za

**Smeg Service Department**

Tel (011) 656 0025  
Unit 1 Linbro Logistics Park,  
1st Avenue, Ext 1. Linbro Park  
service@smegsa.co.za | spares@smegsa.co.za

LARGE APPLIANCES

**3 YEAR**  
WARRANTY

GRANITE & SINK MIXERS

**5 YEAR**  
WARRANTY

STAINLESS STEEL SINKS

**10 YEAR**  
WARRANTY



MADE IN ITALY

