



MAJOR DOMESTIC APPLIANCES PRICE LIST - MARCH 2024

CONTENTS

BUILT-IN DESIGN SOLUTIONS

Dolce Stil Novo Collection	PG 18-20
Linea Collection	PG 21-22
Classic Collection	PG 23-27
Victoria Collection	PG 28
Gas hobs	PG 29-32
Combination hobs	PG 33
Induction hobs	PG 33-34
Ceran hobs	PG 34-35

COUNTERTOP MICROWAVE OVENS

PG 35

EXTRACTOR SOLUTIONS

PG 36-39

COORDINATING COOKERS & COOKER HOODS

PG 40-43

GAS-ELECTRIC COOKERS

PG 44

FULL GAS COOKERS

PG 45

FULL ELECTRIC COOKERS

PG 45

FREESTANDING LAUNDRY

PG 46

FREESTANDING DISHWASHERS

PG 47-48

INTEGRATED LAUNDRY AND DISHWASHERS

PG 48-49

INTEGRATED REFRIGERATION

PG 50

FREESTANDING REFRIGERATION

PG 50-51

FREESTANDING WINE COOLER

PG 51

RETRO REFRIGERATORS

PG 52-54

SINKS





PG 55-57

OPTIONAL ACCESSORIES





PG 58-59







PROFESSIONAL PRODUCT CARE RANGE







PG 59-60





		*RRP (incl. VAT)
SFPR9604TNR (Copper trim)	90X48 ^{CM} DOLCE STIL NOVO PYROLYTIC SELF-CLEANING OVEN	A ⁺
	<p>Black Eclipse glass with copper trim • 85L oven (Net capacity) • 10 functions • 4 cooking levels (telescopic guides included) • Variable grill • 30-280°C temperature range • Double glazed, CoolTouch oven door (with SoftClose door mechanism) • Touch control colour display • 2 halogen lights • Child safety lock • 11 display languages</p> <p>SPECIAL FEATURES & FUNCTIONS: Multifunction thermoventilated oven • Thermoseal™ cooking technology • TRIPLE-FAN airflow system • SmartSense™ Plus with 48 pre-set cooking programmes and 10 programmable personal recipe settings • Speed reduction cooling system • Defrost by time & weight • ECO mode • Dough Proving Function • Sabbath Mode • Keep warm function • Delayed start & auto-end function • EverClean Enamel Interior • Pyrolytic self-cleaning function (with Pyrolytic ECO mode and door lock during pyrolysis) • Removable, all glass inner door for easy cleaning</p>	R 82 999
SO6606WAPNR (Copper trim)	NEW 60 ^{CM} DOLCE STIL NOVO OMNICHEF	
	<p>Black Eclipse glass with copper trim • 61L oven (Net capacity) • 26 Cooking functions • 150 Automatic Programmes • 3 + manual steam assisted cooking levels • 10 Customisable Recipes • 30-250°C temperature range • Double glazed, CoolTouch oven door (with SoftClose door mechanism) • Vivo Screen Max Full Touch Display • Child safety lock • 20 display languages • Multi-level LED • 2L water tank capacity • 900W Microwave power range • Steam Range: 20-100%</p> <p>SPECIAL FEATURES & FUNCTIONS: Multifunction thermoventilated oven • Steam 100 pro- Steam Technology • Multitech and Twintech cooking technology • Fan Assisted • Delay start and automatic end cooking • Rapid Pre-Heating • Speed Reduction Cooling System • Defrost by time & weight • ECO mode • Sous Vide • Dough Proving Function • Sabbath Mode • BBQ • Airfry • Stone Cooking • Pizza Function • Keep warm function • Delayed start & auto-end function • Easy Clean Enamel Interior • Vapor Clean • Full Glass Inner Door • Probe Cooking • Instant Go • Stirrer</p>	R 104 999
SOP6604S2PNR (Copper trim)	60 ^{CM} DOLCE STIL NOVO PYROLYTIC COMBINATION STEAM OVEN	A ⁺
	<p>Black Eclipse glass with copper trim • 68L steam oven (Net capacity) • 19 functions • 3 cooking levels (telescopic guides included) • 30-280°C temperature range • Glazed, CoolTouch oven door (with SoftClose door mechanism) • Touch control colour display • 2 halogen lights • Child safety lock • 20 display languages</p> <p>SPECIAL FEATURES & FUNCTIONS: SmartSense™ Plus with 150 pre-set cooking programmes and 10 programmable personal recipe settings • Speed reduction cooling system • Rapid Preheat function • Defrost by time & weight • ECO mode • Proving mode • Sabbath mode • Stone-cooking • Air-fry & BBQ function • Keep warm function • Delayed start & auto-end function • Pyrolytic self-cleaning function (with Pyrolytic ECO mode and door lock during pyrolysis) and removable, all glass inner door for easy cleaning</p>	R 62 999
SOP6604TPNR (Copper trim)	60 ^{CM} DOLCE STIL NOVO PYROLYTIC SELF-CLEANING OVEN	A ⁺
	<p>70L oven (Net capacity) • 10 functions • 5 cooking levels (telescopic guides included) • Variable grill • 30-280°C temperature range • Triple glazed, CoolTouch oven door (with SoftClose door mechanism) • Touch control colour display • 2 halogen lights • Child safety lock • 20 display languages</p> <p>SPECIAL FEATURES & FUNCTIONS: Multifunction thermoventilated oven • Thermoseal™ cooking technology • SmartSense™ Plus with 150 pre-set cooking programmes and 10 programmable personal recipe settings • Speed reduction cooling system • Rapid Preheat function • Defrost by time & weight • ECO mode • Proving mode • Sabbath mode • Stone-cooking • Air-fry & BBQ function • Keep warm function • Delayed start & auto-end function • EverClean Enamel Interior • Pyrolytic self-cleaning function (with Pyrolytic ECO mode and door lock during pyrolysis) and removable, all glass inner door for easy cleaning</p>	R 52 999
<p>60^{CM} DOLCE STIL NOVO OVEN OPTIONAL ACCESSORIES: Double sided BBQ plate: smooth side for fish & vegetables and ribbed griddle for meat. (BBQ) Refractory stone: ideal for cooking pizzas, baking breads, focaccia, pies and biscuits. (STONE) Air-Fry Basket: Recreating traditional frying but in the oven, with lower calories and less fat. (AIRFRY)</p>		R 2 999 R 2 999 R 1 199

PAGE 19 | PRICE LIST – MARCH 2024

			*RRP (incl. VAT)
CVI629NR3 (Copper trim)	NEW 60 ^{CM} DOLCE STIL NOVO COMPACT WINE COOLER	A	
	<p>29 bottles/81L wine cooler (Gross capacity) • Double glazed UV resistant glass • Internal LED lighting • 1 fixed Slavonia oak shelf • 2 Slavonia oak shelves with telescopic guides (for bottles up to 10cm in diameter) • 5-20°C adjustable temperature range • Touch control display • Door and temperature alarm • Reversible door</p>		R 51 999
CVI621NR3 (Copper trim)	60x45 ^{CM} DOLCE STIL NOVO COMPACT WINE COOLER	A*	
	<p>18 bottles/52L wine cooler (Gross capacity) • Double glazed UV resistant glass • Internal LED lighting • 1 fixed Slavonia oak shelf • 2 Slavonia oak shelves with telescopic guides (for bottles up to 10cm in diameter) • 5-20°C adjustable temperature range • Activated charcoal air filter • LED internal light • Touch control display • Door and temperature alarm • Child safety lock • Reversible door</p> <p>* AVAILABLE BY SPECIAL ORDER ONLY</p>		R 43 999
CPS615NR (Copper trim)	60x15 ^{CM} DOLCE STIL NOVO SOMMELIER DRAWER		
	<p>Black Eclipse glass with copper trim • Slavonia oak wooden shelf (with silicon anti-grip mat) • SoftClose drawer mechanism • SOMMELIER ACCESSORIES INCLUDED: wine pump and 2 silicon corks; sparkling wine cork; cork to pour wine; non-drip cork; solid steel cork and wine pliers for champagne and sparkling wines; sommelier corkscrew; cork for still wines; wine thermometer with slipcase housing and stainless steel wine funnel with wooden handle</p> <p>* AVAILABLE BY SPECIAL ORDER ONLY</p>		R 28 999
CVI638RN3 (Black glass)	60 ^{CM} DOLCE STIL NOVO SEMI-INTEGRATED UNDERCOUNTER WINE COOLER	A	
	<p>38 bottles/103L wine storage (Net capacity) • Double glazed, UV resistant black glass door • Internal LED lighting • Fan assisted ventilation system • 2 fixed Slavonia oak shelves • 3 adjustable Slavonia oak shelves (with telescopic guides) • 2 independent cooling systems & temperature zones (each with 5-20°C adjustable temperature range) • Activated charcoal air filter • Touch control display • Door and temperature alarm • Secure lock at base</p> <p>OPTIONAL MODEL: Left hinge (CVI638LN3)</p> <p>PRODUCT DIMENSIONS: 595mm (W) x 820mm (H) x 616mm (D) • Refer to technical drawing for installation Requirements</p>		R 62 999





		*RRP (incl. VAT)
SO6104APG (Neptune grey & glass) NEW 60^{CM} LINEA OMNICHIEF ELECTRIC OVEN		
	<p>68L oven (Net capacity) • 26 cooking functions • 3 + 1 Manual Steam Assisted Levels cooking levels • 150 Automatic Programmes • 30-250°C temperature range • Quadruple glazed, CoolTouch oven door (with SoftClose door mechanism) • VivoScreen Display • 2 Multilevel lights • New Galileo Cavity • 20 Display Languages • Child safety lock function • Temperature Probe • Stirrer • Steam Range 20 – 100%</p> <p>SPECIAL FEATURES & FUNCTIONS:</p> <ul style="list-style-type: none"> • Speed reduction cooling system • ECO mode • Rapid preheat function • Defrost by time & weight • Dough proving function • Sabbath Mode • Keep warm function • Delay start & auto-end function • EverClean enamel interior • VapourClean and removable, all glass inner door for easy cleaning • Airfry • BBQ • Stone cooking function 	R 94 999
SO6102TG (Neptune grey & glass) 60^{CM} LINEA ELECTRIC OVEN A*		
	<p>68L oven (Net capacity) • 10 cooking functions • 5 cooking levels (optional telescopic guides available) • 30-280°C temperature range • Triple glazed, CoolTouch oven door (with SoftClose door mechanism) • LCD EvoScreen • 2 Halogen lights • New Galileo cavity • Child safety lock function</p> <p>SPECIAL FEATURES & FUNCTIONS:</p> <ul style="list-style-type: none"> • ECO mode • Rapid preheat function • Defrost by time • Dough proving function • Sabbath Mode • Keep warm function • Delay start & auto-end function • EverClean enamel interior • Vapour Clean and removable, all glass inner door for easy cleaning • Airfry • BBQ • Stone cooking function • Pizza 	R 20 999
SO4102M1G (Neptune grey & glass) 60x45^{CM} LINEA COMPACT MICROWAVE OVEN		
	<p>Convection microwave oven with grill • 40L (Net capacity) • 11 functions • 2 cooking levels (optional telescopic guides available) • 30-250°C temperature range • Triple Glazed, CoolTouch oven door • LCD EvoScreen display • 2 halogen lights • Child safety lock function</p> <p>SPECIAL FEATURES & FUNCTIONS:</p> <ul style="list-style-type: none"> • Defrost by time • Delayed start & auto-end function • Rapid preheat function • EverClean Enamel Interior and VapourClean function for easy cleaning • Airfry • BBQ • Stone cooking function • Sabbath • Proving • Pizza • ECO Mode 	R 36 999
CMS4104G (Neptune grey & glass) 60x45^{CM} LINEA COMPACT COFFEE MACHINE		
	<p>15 bar extraction • 2.4L water tank • 13 coffee options • Removable milk jug • Steam dispenser • Stainless steel conical grinder • Coffee granules compartment • Ground coffee compartment • Used coffee waste container • Touch control colour display • 4 LED lights • 17 display languages • Child safety lock function</p> <p>SPECIAL FEATURES & FUNCTIONS:</p> <p>Automatic cappuccino maker • Single or double coffee preparation function • 5 adjustable coffee intensity levels • 5 cup sizes • 3 variable temperature settings • Adjustable milk froth setting • Adjustable coffee grinder • Auto-start mode • Pre-heat infuser function • Auto-rinse and descale function</p>	R 52 499
FMI125G (Neptune grey & glass) 60x38^{CM} LINEA COMPACT MICROWAVE		
	<p>26L microwave oven with grill (Gross capacity) • 25L (Net capacity) • 6 functions • 8 automatic programmes • 900 W microwave output power • Touch control TFT display • 1 incandescent light • Child safety lock Function</p> <p>SPECIAL FEATURES & FUNCTIONS:</p> <p>Defrost by time & weight • Pizza • Full Grill • Highly reflective stainless steel interior</p>	R 15 499
CPRT115G (Neptune grey) 60x15^{CM} LINEA WARMER DRAWER		
	<p>21L warmer drawer capacity (up to 15kg) • SoftClose drawer mechanism • Temperature range up to 85°C • 6 Functions including, warming, reheat, defrost, proofing, mug warmer and dish warmer • Fan Assisted Heating • Non-slip drawer liner</p>	R 16 999





		*RRP (incl. VAT)
SO6102TB3 (Black glass) 60^{CM} LINEA ELECTRIC OVEN		
	<p>68L oven (Net capacity) • 10 cooking functions • 5 cooking levels (optional telescopic guides available) • 30-280°C temperature range • Triple glazed, CoolTouch oven door (with SoftClose door mechanism) • LCD EvoScreen • 2 Halogen lights • New Galileo cavity • Child safety lock function</p> <p>SPECIAL FEATURES & FUNCTIONS:</p> <ul style="list-style-type: none"> • ECO mode • Rapid preheat function • Defrost by time • Dough proving function • Sabbath Mode • Keep warm function • Delay start & auto-end function • EverClean enamel interior • Vapour Clean and removable, all glass inner door for easy cleaning • Airfry • BBQ • Stone cooking function • Pizza 	R 20 999
SF6101TB3 (Black glass) 60^{CM} LINEA ELECTRIC OVEN		
	<p>• 70L (Net capacity) • 10 Cooking functions • 5 cooking levels (optional telescopic guides available) • 30-280°C temperature range • Triple Glazed, CoolTouch oven door • LCD display • 1 halogen light • Child safety lock function • Fan Assisted Heating</p> <p>SPECIAL FEATURES & FUNCTIONS:</p> <ul style="list-style-type: none"> • Defrost by time • Delayed start & auto-end function • EverClean Enamel Interior and VapourClean function for easy cleaning • Rapid preheat function • Keep warm function • Sabbath Mode • Dough proving function • Pizza • ECO mode 	R 15 999
SF6100VB3 (Black glass) 60^{CM} LINEA ELECTRIC OVEN COMING SOON		
	<p>• 70L (Net capacity) • 6 Cooking functions • 5 cooking levels (optional telescopic guides available) • 50-250°C temperature range • Triple Glazed, CoolTouch oven door • LCD display • 1 halogen light • Fan Assisted Heating</p> <p>SPECIAL FEATURES & FUNCTIONS:</p> <ul style="list-style-type: none"> • Delayed start & auto-end function • EverClean Enamel Interior • Removable glass for easy cleaning 	R 12 499
SO4102M1B3 (Black glass) 60x45^{CM} LINEA COMPACT MICROWAVE OVEN		
	<p>Convection microwave oven with grill • 40L (Net capacity) • 11 functions • 2 cooking levels (optional telescopic guides available) • 30-250°C temperature range • Triple Glazed, CoolTouch oven door • EvoScreen LCD display • 2 halogen lights • Child safety lock function</p> <p>SPECIAL FEATURES & FUNCTIONS:</p> <ul style="list-style-type: none"> • Defrost by time • Delayed start & auto-end function • EverClean Enamel Interior and VapourClean function for easy cleaning • Airfry • BBQ • Stone cooking function • Rapid preheat function • Keep warm function • Sabbath Mode • Dough proving function • ECO mode 	R 36 999
FMI125N (Black glass) 60x38^{CM} LINEA COMPACT MICROWAVE		
	<p>26L microwave oven with grill (Gross capacity) • 25L (Net capacity) • 6 functions • 8 automatic programmes • 900 W microwave output power • Touch control TFT display • 1 incandescent light • Child safety lock Function</p> <p>SPECIAL FEATURES & FUNCTIONS:</p> <ul style="list-style-type: none"> • Defrost by time & weight • Pizza • Full Grill • Highly reflective stainless steel interior 	R 15 499
CPR115B3 (Black glass) 60x15^{CM} LINEA WARMER DRAWER		
	<p>21L warmer drawer capacity (up to 15kg) • SoftClose drawer mechanism • Temperature range up to 85°C • 6 Functions including, warming, reheat, defrost, proofing, mug warmer and dish warmer • Fan Assisted Heating • Non-slip drawer liner</p>	R 13 499





			*RRP (incl. VAT)
SF9390X1SA (Stainless steel)	90x60 ^{CM} CLASSIC ELECTRIC OVEN	A ⁺	
	<p>Stainless steel and Black Eclipse glass • 115L oven (Net capacity) • 9 cooking functions • 5 cooking levels (telescopic guides included) • 30-280°C temperature range • Double glazed, CoolTouch oven door • LCD display • 2 halogen lights • Child safety lock function</p> <p>SPECIAL FEATURES & FUNCTIONS: Multifunction thermoventilated oven • Thermoseal™ cooking technology • Triple-fan airflow system • SmartSense™ Plus with 20 pre-set cooking programmes • Speed reduction cooling system • Defrost by time & weight • Keep warm function • Delayed start & auto end function • EverClean enamel interior • VapourClean and removable, all glass inner door for easy cleaning</p>		R 29 999
SFR93M3TVX (Stainless steel)	90x48 ^{CM} CLASSIC ELECTRIC OVEN	A	
	<p>Stainless steel with Black Eclipse glass • 85L oven (Net capacity) • 8 cooking functions • 4 cooking levels • 50-250°C temperature range • Double glazed, CoolTouch oven door • SoftTouch controls • 1 halogen light</p> <p>SPECIAL FEATURES & FUNCTIONS: Multifunction thermoventilated oven • Thermoseal™ cooking technology • Speed reduction cooling system • Auto end cooking function • EverClean enamel interior • VapourClean and removable, all glass inner door for easy cleaning</p>		R 26 499
SF7390X (Stainless steel)	70 ^{CM} CLASSIC ELECTRIC OVEN	A	
	<p>Stainless steel and Black Eclipse glass • 77L oven (Net capacity) • 9 cooking functions • 4 cooking levels (optional telescopic guides available) • 30-280°C temperature range • Double glazed, CoolTouch oven door • LCD display • 2 halogen lights • Child safety lock function</p> <p>SPECIAL FEATURES & FUNCTIONS: Multifunction thermoventilated oven • Thermoseal™ cooking technology • SmartSense™ Plus with 20 pre-set cooking programmes • Speed reduction cooling system • Rapid preheat function • Defrost by time & weight • Keep warm function • Delayed start & auto end function • EverClean enamel interior • VapourClean and removable, all glass inner door for easy cleaning</p>		R 29 999
DOSF6300X (Stainless steel)	60 ^{CM} CLASSIC DOUBLE ELECTRIC OVEN	A	
	<p>Stainless steel and Black Eclipse glass • MAIN OVEN: 70L oven (Net capacity) • 9 cooking functions • 5 cooking levels • 50-250°C temperature range • Double glazed, CoolTouch oven door • AUXILIARY OVEN: 35L oven (Net capacity) • 4 cooking functions • 2 cooking levels • 50-270°C temperature range • Glazed, CoolTouch oven door • LCD display • 1 halogen lights • Child safety lock function</p> <p>SPECIAL FEATURES & FUNCTIONS: MAIN OVEN: Multifunction thermoventilated oven • Thermoseal™ cooking technology • Speed reduction cooling system • Delayed start & auto end function • EverClean enamel interior • Removable inner glass door for easy cleaning</p>		R 25 999


BUILT-IN DESIGN SOLUTIONS







CLASSIC COLLECTION

		*RRP (incl. VAT)
SO6303APX (Stainless steel)	NEW 60CM CLASSIC OMNICHIEF	
	<p>Stainless Steel with Black Eclipse glass • 68L oven (Net capacity) • 26 cooking functions • 150 Automatic Programmes • 3 + Manual Steam assisted levels • 10 Customisable programmes • 30-250°C temperature range • CoolTouch oven door (with SoftClose door mechanism) • Vivo Screen • TFT Display Technology • 2 x Multilevel LED • Child safety lock • Digital Clock Display • Steam Range: 20-100%</p> <p>SPECIAL FEATURES & FUNCTIONS:</p> <p>Multifunction thermoventilated oven • Multitech and Twintech cooking technology • Fan Assisted • Delay start and automatic end cooking • Rapid Pre-Heating • Speed Reduction Cooling System Defrost by time & weight • ECO mode • Sous Vide • Dough Proving Function • Sabbath Mode • BBQ • Airfry • Stone Cooking • Pizza Function • Keep warm function • Delayed start & auto-end function • Easy Clean Enamel Interior • Vapor Clean • Full Glass Inner Door • Probe Cooking • Instant Go • Stirrer</p>	R 83 999
SO6302M2X (Stainless steel)	60CM CLASSIC COMBINATION MICROWAVE OVEN	
	<p>68L oven (Net capacity) • 11 cooking functions • 5 cooking levels (telescopic guides included) • 30-250°C temperature range • Glazed, CoolTouch oven door (with SoftClose door mechanism) • Touch control colour display • 2 halogen lights • Child safety lock</p> <p>SPECIAL FEATURES & FUNCTIONS:</p> <p>SpeedWaveXL™ cooking technology • Speed reduction cooling system • Rapid preheat function • Defrost by time • Proving mode • Sabbath mode • Stone-cooking • Air-fry & BBQ function • Pop-corn mode • Delayed start & auto-end function • Melt, Soften & Keep warm function • Delayed start & auto end function • EverClean enamel interior • VapourClean and removable, all glass inner door for easy cleaning</p>	R 36 999
SO6302S3PX (Stainless steel)	60CM CLASSIC COMBINATION STEAM OVEN	A+
	<p>67L steam oven (Net capacity) • 12 cooking functions • 3 cooking levels (optional telescopic guides available) • 30-250°C temperature range (easy fit temperature probe included) • Glazed, CoolTouch oven door (with SoftClose door mechanism) • Touch control colour display • 2 halogen lights • Child safety lock</p> <p>SPECIAL FEATURES & FUNCTIONS:</p> <p>Steam100™ cooking technology for 100% humidity • Fill & Hide water loading system • 0.8L removable water tank • Speed reduction cooling system • Rapid preheat function • Defrost by time • Dough proving function • Sabbath mode • Air-fry & BBQ function • Delayed start & auto-end function • EverClean Enamel Interior and VapourClean function for easy cleaning</p> <p>OPTIONAL ACCESSORIES:</p> <p>Telescopic guides (GTTV2)</p>	<p>R 36 999</p> <p>R 999</p>
SO6302TX (Stainless steel)	60CM CLASSIC TRADITIONAL OVEN	A+
	<p>Stainless steel with Black Eclipse glass • 68L oven (Net capacity) • 10 cooking functions • 5 cooking levels with tilting grill • 30-280°C temperature range • Quadruple glazed, CoolTouch oven door • LCD display • Rotary controls with LCD Evoscreen display • 2 halogen lights</p> <p>SPECIAL FEATURES & FUNCTIONS:</p> <p>Multifunction thermoventilated oven • Thermoseal™ cooking technology • Speed reduction cooling system • ECO mode • Rapid preheat function • Defrost by time & weight • Dough proving function • Sabbath Mode • Keep warm function • Delay start & auto-end function • EverClean enamel interior • VapourClean and removable, all glass inner door for easy cleaning • Airfry • BBQ • Stone cooking function</p>	R 18 499
SO6 LINEA & CLASSIC RANGE OPTIONAL ACCESSORIES:		
Double sided BBQ plate : smooth side for fish & vegetables and ribbed griddle for meat. (BBQ)		R 2 999
Refractory stone : ideal for cooking pizzas, baking breads, focaccia, pies and biscuits. (STONE)		R 2 999
Air-Fry Basket : Recreating traditional frying but in the oven, with lower calories and less fat. (AIRFRY)		R 1 199

		*RRP (incl. VAT)
SF6301TVX (Stainless steel)	60^{CM} CLASSIC OVEN	A⁺
	<p>68L oven (Net capacity) • 10 cooking functions • 5 cooking levels with grill • 30-280°C temperature range • Glazed, CoolTouch oven door (with SoftClose door mechanism) • SoftTouch controls • LCD digital CompactScreen • 1 halogen light • Child safety lock</p> <p>SPECIAL FEATURES & FUNCTIONS: Multifunction thermoventilated oven • Thermoseal™ cooking technology • Delayed start & auto end function • ECO mode • Defrost by time • Proving mode • Sabbath mode • Stone Cooking • EverClean enamel interior • VapourClean and removable, all glass inner door for easy cleaning</p>	R 14 999
SF6300TVX (Stainless steel)	60^{CM} CLASSIC OVEN	A
	<p>Stainless steel with Black Eclipse glass • 79L oven (Gross capacity) • 70L oven (Net capacity) • 8 cooking functions • 5 cooking levels with tilting grill • 50-250°C temperature range • Glazed, CoolTouch oven door • LED digital screen • SoftTouch controls • 1 halogen light</p> <p>SPECIAL FEATURES & FUNCTIONS: Multifunction thermoventilated oven • Thermoseal™ cooking technology • Delayed start & auto end function • EverClean enamel interior • VapourClean and removable, all glass inner door for easy cleaning</p>	R 12 499
SF6385XSA (Stainless steel)	60^{CM} CLASSIC OVEN	A
	<p>Stainless steel and Black Eclipse glass • 70L oven (Net capacity) • 8 cooking functions • 5 cooking levels (optional telescopic guides) • 50-250°C temperature range • Double glazed, CoolTouch oven door • SoftTouch controls • 1 halogen light • Child safety lock function</p> <p>SPECIAL FEATURES & FUNCTIONS: Multifunction thermoventilated oven • Thermoseal™ cooking technology • Speed reduction cooling system • EverClean enamel interior • VapourClean and removable, all glass inner door for easy cleaning</p>	R 11 299
CMS4303X (Stainless steel)	60x45^{CM} CLASSIC COMPACT COFFEE MACHINE	
	<p>15 bar extraction • 13 coffee options • 2.4L water tank • Removable milk jug • Steam dispenser • Stainless steel conical grinder • Coffee granules compartment • Ground coffee compartment • Used coffee waste container • LCD display • 4 LED lights • 17 display languages</p> <p>SPECIAL FEATURES & FUNCTIONS: Automatic cappuccino maker • Single or double coffee preparation function • 5 adjustable coffee intensity levels • 5 cup sizes • 3 variable temperature settings • Adjustable milk froth setting • Adjustable coffee grinder • Auto-start mode • Pre-heat infuser function • Auto-rinse and descale function</p>	R 52 499
<p>60^{CM} CLASSIC OVEN OPTIONAL ACCESSORIES: Air-Fry Basket: Recreating traditional frying but in the oven, with lower calories and less fat. (AIRFRY) Telescopic guides (GIT/GTT2)</p>		R 1 199 R 999

		*RRP (incl. VAT)
SO4302M1X (Stainless steel) NEW 60x45^{CM} CLASSIC COMPACT COMBINATION MICROWAVE OVEN		
	<p>Stainless steel and Black Eclipse glass • 40L microwave (Net capacity) • 11 Cooking functions • 3 cooking levels (optional telescopic guides available) • 30-250°C temperature range • 4 Door Glasses • LCD Evo Screen Display • 2 halogen lights • Child safety lock function</p> <p>SPECIAL FEATURES & FUNCTIONS: Defrost by time • Proving • Stone Cooking • BBQ • Air-Fry • Pizza • Delayed start & auto-end function • EverClean Enamel Interior and Vapor Clean function for easy cleaning</p> <p>OPTIONAL ACCESSORIES: Telescopic guides (GTT2)</p>	R 32 499
		R 999
SO4301M0X (Stainless steel) NEW 60x45^{CM} CLASSIC COMPACT MICROWAVE WITH GRILL		
	<p>Stainless steel and Black Eclipse glass • 40L microwave (Net capacity) • 4 Cooking functions • 3 cooking levels (optional telescopic guides available) • 50-250°C temperature range • 4 Door Glasses • LCD Compact Screen display • 1 halogen light • Child safety lock function</p> <p>SPECIAL FEATURES & FUNCTIONS: Defrost by time • Delayed start & auto-end function • EverClean Enamel Interior for easy cleaning.</p> <p>OPTIONAL ACCESSORIES: Telescopic guides (GTT2)</p>	R 27 999
		R 999
FMI325X (Stainless steel) 60x38^{CM} CLASSIC COMPACT MICROWAVE OVEN		
	<p>Stainless steel and Black Eclipse glass • Microwave oven with grill • 25L (Net capacity) • 6 functions • 8 pre-set programmes • 2 cooking levels • 900 W microwave output power • Touch control LCD display • 1 LED light • Child safety lock</p> <p>SPECIAL FEATURES & FUNCTIONS: Defrost by time & weight • Pizza function • QuickStart option • Air cooling system • Highly reflective stainless steel interior</p>	R 17 499
FMI425X (Stainless steel) 60x38^{CM} CLASSIC COMPACT MICROWAVE OVEN		
	<p>Stainless steel • 25L microwave oven with grill (Net capacity) • 5 functions • 8 pre-set programmes • 2 cooking levels • 900 W microwave output power • LED display • 1 LED light • Child safety lock</p> <p>SPECIAL FEATURES & FUNCTIONS: QuickStart option • Air cooling system • Stainless steel interior</p>	R 11 999






		*RRP (incl. VAT)
CPR315X (Stainless steel) 60x15^{CM} CLASSIC WARMER DRAWER		
	<p>21L warmer drawer capacity (up to 15kg) • SoftClose drawer mechanism • Temperature range up to 80°C • 6 Functions including, warming, reheat, defrost, proofing, mug warmer and dish warmer • Fan Assisted Heating • Non-slip drawer liner</p>	R 13 499
CR329X (Stainless steel) 60x29^{CM} CLASSIC WARMER DRAWER		
	<p>51L warmer drawer capacity (up to 15kg) • SoftClose drawer mechanism • Temperature range 30°C to 80°C • 6 Functions including, warming, reheat, defrost, proofing, mug warmer and dish warmer • Fan Assisted Heating • Non-slip drawer liner</p> <p>• AVAILABLE BY SPECIAL ORDER ONLY</p>	R 18 499
CVI329X3 (Stainless steel) NEW 60^{CM} CLASSIC COMPACT WINE COOLER		A
	<p>Stainless steel and Black Eclipse glass • 29 bottles/81L wine cooler (Gross capacity) • Double glazed UV resistant Black Eclipse glass • Reversible doors • 1 fixed Slavonia oak shelf • 2 Slavonia oak shelves with telescopic guides (for bottles up to 10cm in diameter) • 5-20°C adjustable temperature range • Active charcoal filter • Control lock • Touch control colour display • 2 LED Internal Lights</p>	R 46 999
CVI338RX3 (Stainless steel & glass) 60^{CM} CLASSIC SEMI INTEGRATED UNDERCOUNTER WINE COOLER		A
	<p>38 bottles/114L (Gross capacity) • 103L wine storage (Net capacity) • Double glazed, UV resistant Black Eclipse glass door • Internal LED lighting • Fan assisted ventilation system • 2 fixed Slavonia oak shelves • 3 adjustable Slavonia oak shelves (with telescopic guides) • 2 independent cooling systems & temperature zones (each with 5-20°C adjustable temperature range) • Active charcoal air filter • Secure lock at base • EasyGuide LED display • Door and temperature alarm</p> <p>OPTIONAL MODEL: Left hinge (CVI338LX3)</p> <p>PRODUCT DIMENSIONS: 595mm (W) x 820mm (H) x 616mm (D) • Refer to technical drawing for installation requirements</p>	R 57 999

		*RRP (incl. VAT)
SOP6902S2PP (Vintage cream) 60^{CM} VICTORIA STEAM OVEN		A⁺
	<p>Pyrolytic Combi Steam Oven • 68L oven (Net capacity) • 12 cooking functions • 5 cooking levels (optional telescopic guides available) • 30-280°C temperature range • Quadruple glazed, CoolTouch oven door (with SoftClose door mechanism) • EvoScreen LCD display • 2 halogen lights • Child safety lock function • Steam Range 20 – 40%</p> <p>SPECIAL FEATURES & FUNCTIONS:</p> <ul style="list-style-type: none"> Defrost by time • Delayed start & auto end function • EverClean enamel interior • Vapour Clean and removable, all glass inner door for easy cleaning • Pizza • Airfry • BBQ • Stone cooking function • Rapid preheat function • Keep warm function • Sabbath Mode • Dough proving function • ECO mode • Pyrolytic Cleaning Function • Probe <p>OPTIONAL ACCESSORIES:</p> <p>Double sided BBQ plate: smooth side for fish & vegetables and ribbed griddle for meat. (BBQ) Refractory stone: ideal for cooking pizzas, baking breads, focaccia, pies and biscuits. (STONE) Air-Fry Basket: Recreating traditional frying but in the oven, with lower calories and less fat. (AIRFRY)</p>	<p>R 39 999</p> <p>R 2 999 R 2 999 R 1 199</p>
	<p>OPTIONAL COLOURS:</p>  <p>SOP6902S2PN GLOSSY BLACK</p>	
SO4902M1P (Vintage cream) 60x45^{CM} VICTORIA MICROWAVE OVEN		
	<p>Combi Microwave Oven • 40L oven (Net capacity) • 11 cooking functions • 20 Automatic Programmes • 2 cooking levels (optional telescopic guides available) • 30-250°C temperature range • Triple glazed, CoolTouch oven door • LCD EvoScreen display • 2 halogen lights • Child safety lock function</p> <p>SPECIAL FEATURES & FUNCTIONS:</p> <ul style="list-style-type: none"> Defrost by time • Keep warm function • Delayed start & auto end function • EverClean enamel interior • Vapor Clean Cleaning Function • Airfry • BBQ • Stone cooking function • Rapid preheat function • Keep warm function • Sabbath Mode • Dough proving function • Pizza 	<p>R 33 999</p>
	<p>OPTIONAL COLOURS:</p>  <p>SO4902M1N GLOSSY BLACK</p>	
CPR915P (Vintage cream) 60x15^{CM} VICTORIA WARMER DRAWER		
	<p>21L warmer drawer capacity (up to 15kg) • SoftClose drawer mechanism • Temperature range up to 80°C • 6 Functions including, warming, reheat, defrost, proofing, mug warmer and dish warmer • Fan Assisted Heating • Non-slip drawer liner</p>	<p>R 13 999</p>
	<p>OPTIONAL COLOURS:</p>  <p>CPR915N GLOSSY BLACK</p> <p>• AVAILABLE BY SPECIAL ORDER ONLY</p>	

COORDINATING GAS-ON-GLASS HOBBS




		*RRP (incl. VAT)
PVL6106CN (Black glass)	100 ^{CM} DOLCE STIL NOVO LAMINAR FLAME GAS HOB	
	Schott Ceran™ Suprema black glass (with straight edge) • 6 High-efficiency Laminar™ flame burners (Incl. 2 UltraRapid 3.5kW Laminar™ flame burners) • Titanium treated stainless steel pan stands • GasSafety™ cut-out device • Adaptable for LPG or Natural Gas	R 62 999
PVL675LCN (Black glass)	75 ^{CM} DOLCE STIL NOVO LAMINAR FLAME GAS HOB	
	Schott Ceran™ Suprema black glass (with straight edge) • 5 High-efficiency Laminar™ flame burners (Incl. 1 UltraRapid 3.5kW Laminar™ flame burner) • Titanium treated stainless steel pan stands • GasSafety™ cut-out device • Adaptable for LPG or Natural Gas	R 52 999
PVL664CN (Black glass)	60 ^{CM} DOLCE STIL NOVO LAMINAR FLAME GAS HOB	
	Schott Ceran™ Suprema black glass (with straight edge) • 4 High-efficiency Laminar™ flame burners • Titanium treated stainless steel pan stands • GasSafety™ cut-out device • Adaptable for LPG or Natural Gas	R 42 999
PV695LCNR (Copper trim)	90 ^{CM} DOLCE STIL NOVO GAS-ON-GLASS HOB	
	Schott Ceran™ Suprema black glass • 5 High-efficiency gas burners (Incl. 1 UltraRapid 6.0kW flame burner) • Heavy duty cast iron pan stands • GasSafety™ cut-out device • Adaptable for LPG or Natural Gas	R 38 999
PV395LCN (Black glass)	90 ^{CM} CLASSIC GAS-ON-GLASS HOB (While stock last)	
	Ultra-low profile • Schott Ceran™ Suprema black glass set on stainless steel (with straight edge) • 5 High-efficiency gas burners (Incl. 1 UltraRapid 6.0kW flame burner) • Heavy duty cast-iron pan stands • GasSafety™ cut-out device • Adaptable for LPG or Natural Gas • Classic controls	R 25 999

COORDINATING GAS-ON-GLASS HOBS



		*RRP (incl. VAT)
PV395LNSA2 (Black glass) NEW 90^{CM} CLASSIC GAS-ON-GLASS HOB		
	Black glass set on stainless steel • 5 High-efficiency gas burners (Incl. 1 UltraRapid 4.0kW flame burner) • Heavy duty cast-iron pan stands • GasSafety™ cut-out device • Adaptable for LPG or Natural Gas • Classic controls	R 20 999
	OPTIONAL LINEA BLACK CONTROLS (5MP1GOGB3)	R 999
PV375NSA (Black glass) 70^{CM} CLASSIC GAS-ON-GLASS HOB		
	Black glass set on stainless steel with straight edge • Classic Controls • 5 gas burners (Incl. 1 UltraRapid 4.0Kw flame burner) • Heavy-duty cast-iron pan stands • GasSafety™ cut-out device • Fitted with LPG Adaptable to Natural Gas	R 18 999
	OPTIONAL LINEA BLACK CONTROLS (5MP1GOGB3)	R 999
PV364NSA (Black glass) 60^{CM} CLASSIC GAS-ON-GLASS HOB		
	Black glass set on stainless steel with straight edge • Classic Controls • 4 gas burners (Incl. 1 Rapid 3.6kW flame burner) • Heavy-duty cast-iron pan stands • GasSafety™ cut-out device • Fitted with LPG Adaptable to Natural Gas	R 11 699
	OPTIONAL LINEA BLACK CONTROLS (5MP1GOGB3)	R 999
PV332CN (Black glass) 30^{CM} CLASSIC DBL. BURNER DOMINO GAS-ON-GLASS HOB		
	Ultra-low profile • Schott Ceran™ Suprema black glass set on stainless steel (with straight edge) • 2 High-efficiency gas burners (Incl. 1 UltraRapid 3.0kW flame burner) • Heavy duty cast-iron pan stands • GasSafety™ cut-out device • Adaptable for LPG or Natural Gas • Classic controls	R 13 599
	OPTIONAL CONNECTING STRIP (LGCN)	R 1 399
	OPTIONAL LINEA BLACK CONTROLS (5MP1GOGB3)	R 999
PV331CN (Black glass) 30^{CM} CLASSIC DOMINO GAS-ON-GLASS HOB		
	Ultra-low profile • Schott Ceran™ Suprema black glass set on stainless steel (with straight edge) • 1 High-efficiency UltraRapid 6.0kW gas burner • Heavy duty cast-iron pan stands • GasSafety™ cut-out device • Adaptable for LPG or Natural Gas	R 10 499
	OPTIONAL CONNECTING STRIP (LGCN)	R 1 399
	OPTIONAL LINEA BLACK CONTROLS (5MP1GOGB3)	R 999

COORDINATING GAS HOBBS






PIANO COLLECTION

		*RRP (incl. VAT)
P106ES (Stainless steel)	100^{CM} PIANO GAS HOB	
	Stainless Steel EverShine profile • 6 High-efficiency gas burners (Incl. 2 UltraRapid 3.6kW) • Stainless Steel Pan Stands • Automatic Ignition • GasSafety™ cut-out device • Adaptable for LPG or Natural Gas	R 30 999
P705ES (Stainless steel)	70^{CM} PIANO GAS HOB	
	Stainless Steel EverShine profile • 5 High-efficiency gas burners • Stainless Steel Pan Stands • Automatic Ignition • GasSafety™ cut-out device • Adaptable for LPG or Natural Gas	R 25 999
P64ES (Stainless steel)	60^{CM} PIANO GAS HOB	
	Stainless Steel EverShine profile • 4 High-efficiency gas burners • Stainless Steel Pan Stands • Automatic Ignition • GasSafety™ cut-out device • Adaptable for LPG or Natural Gas	R 20 999




CLASSICA COLLECTION

		*RRP (incl. VAT)
PS906SA (Stainless steel)	90^{CM} CLASSIC GAS HOB	
	Ultra-low profile • 5 High-efficiency gas burners (Incl. 1 UltraRapid 5kW dual flame burner) • Heavy duty cast-iron pan stands • GasSafety™ cut-out device • Adaptable for LPG or Natural Gas • Classic controls	R 19 999
PGF95SA (Stainless steel)	90^{CM} CLASSIC GAS HOB	
	Ultra-low profile • 5 High-efficiency gas burners (Incl. 1 UltraRapid 3.9kW flame burner) • Heavy duty cast-iron pan stands • GasSafety™ cut-out device • Adaptable for LPG or Natural Gas • Classic controls	R 18 999



COORDINATING GAS HOBS
CLASSICA COLLECTION

		*RRP (incl. VAT)
PGF75SA (Stainless steel) 70^{CM} CLASSIC GAS HOB		
	Ultra-low profile • 5 High-efficiency gas burners (Incl. 1 UltraRapid 3.9kW dual flame burner) • Heavy duty cast iron pan stands • GasSafety™ cut-out device • Adaptable for LPG or Natural Gas • Classic controls	R 14 999
PGF64SA (Stainless steel) 60^{CM} CLASSIC GAS HOB (While stock last)		
	Ultra-low profile • 4 High-efficiency gas burners (Incl. 1 UltraRapid 3.9kW dual flame burner) • Heavy-duty cast-iron pan stands • GasSafety™ cut-out device • Adaptable for LPG or Natural Gas • Classic controls	R 13 799
PX375LSA (Stainless steel) 72^{CM} TRADITIONAL GAS HOB		
	5 High-efficiency gas burners (Incl. 1 UltraRapid 4.2kW dual flame burner) • Heavy duty cast iron pan stands • GasSafety™ cut-out device • Adaptable for LPG or Natural Gas • Classic controls	R 11 799
PX364LSA (Stainless steel) 60^{CM} TRADITIONAL GAS HOB		
	4 High-efficiency gas burners (Incl. 1 UltraRapid 3.5kW dual flame burner) • Heavy duty cast iron pan stands • GasSafety™ cut-out device • Adaptable for LPG or Natural Gas • Classic controls	R 8 799
PS60GHC (Stainless steel) 60^{CM} CLASSIC TRADITIONAL GAS HOB		
	4 High-efficiency gas burners (Incl. 1 Rapid 3.1kW) • Heavy duty cast iron pan stands • GasSafety™ cut-out device • Adaptable for LPG or Natural Gas • Classic controls	R 6 199




COMBINATION HOBS

		*RRP (incl. VAT)
HOB482D (Black glass)	80CM COMBINATION INDUCTION HOB AND INTEGRATED EXTRACTOR	
	<p>Black glass (with straight edge) • 4 full power cooking zones (with boosters and 9 power levels each) • Automatic pan detection • 2 Extendable cooking zones for large cookware • Residual heat indicators • Grill function • Keep warm function • Timer with switch-off function • Automatic safety switch-off • AutoVent • Touch Control • High performance 220W extraction motor • 8 speed control (plus 2 intensive speed turbo options) • Max extraction rate: 750m³/h • 51dB(A) noise level (normal use) • 1 aluminium grease filter (Re-circulation charcoal filters and standard extraction kit included)</p> <p>OPTIONAL ACCESSORIES: FILTHOBD4: Re-circulation charcoal filter KITEHOB4: Lateral extraction tube 1.5m for ducting to the side KITF6HOB4: Extraction kit for reduced plinth of 6cm</p>	<p>R 62 999</p> <p>R 2 999 R 3 299 R 6 999</p>
PM6954R (Copper trim)	90CM DOLCE STIL NOVO GAS & INDUCTION HOB	
	<p>Eclipse Ceramic black glass (with straight edge) • Multi Slider Control Setting • 5 full power cooking zones – 4 Induction & 1 Gas • Cooking Zones- 4 with boosters and 9 power levels per zone • Auto-vent 2.0 • Extendable cooking zone for large cookware • Residual time indicators • Grill function • Automatic Keep Warm • Automatic safety switch-off • 1 High-efficiency Ultrarapid 6.0kW dual gas burner • Heavy duty cast iron pan stands • GasSafety™ cut-out device • Adaptable for LPG or Natural Gas • Child safety lock</p>	R 49 999
PM3953D (Black glass)	90CM GAS & INDUCTION HOB	
	<p>Black eclipse glass (with straight edge) • 4 full power cooking zones (with boosters and 9 power levels each) • 2 Extendable cooking zones for large cookware • Residual heat indicators • Grill function • Keep warm function • Timer with switch-off function • Automatic safety switch-off • Touch Control • 1 High-efficiency Ultrarapid 6.0kW dual gas burner • Heavy-duty cast-iron pan stand • GasSafety™ cut-out device • Child Safety lock • Adaptable for LPG or Natural Gas</p> <p>OPTIONAL LINEA BLACK CONTROLS (5MP1G0GB3)</p>	<p>R 39 999</p> <p>R 999</p>



INDUCTION HOBS

		*RRP (incl. VAT)
SIM3964D (Black glass)	90CM INDUCTION HOB	
	<p>Schott Ceran™ Suprema black glass (with straight edge) • 6 full power cooking zones (with boosters and 9 power levels each) • Residual heat indicator • Grill function • Timer with switch-off function • Automatic safety switch-off • Touch Control • Child safety lock function • Ultra-low profile or fully flush • Autovent</p>	R 33 499
SIM3644D (Black glass)	60CM INDUCTION HOB	
	<p>Schott Ceran™ Suprema black glass (with straight edge) • 4 full power cooking zones (with boosters and 9 power levels each) • Residual heat indicators • Grill function • Timer with switch-off function • Automatic safety switch-off • Touch Control • Child safety lock function • Ultra-low profile or fully flush • Autovent</p>	R 19 999




INDUCTION HOBS

		*RRP (incl. VAT)
SI2641D (Black glass)	60^{CM} INDUCTION HOB	
	Schott Ceran™ Suprema black glass (with straight edge) • 4 full power cooking zones (with boosters and 9 power levels each) • Residual heat indicators • Timer with switch-off function • Automatic safety switch-off • Touch Control • Child safety lock • Ultra-low profile or fully flush • Autovent	R 13 499
SIM3323D (Black glass)	38^{CM} INDUCTION HOB	
	Schott Ceran™ Suprema black glass (with straight edge) • 2 full power cooking zones (with boosters and 9 power levels each) • Residual heat indicators • Grill function • Timer with switch-off function • Automatic safety switch-off • Touch Control • Child safety lock function • Ultra-low profile or fully flush • Autovent	R 15 499
SI2321D (Black glass)	30^{CM} INDUCTION DOMINO HOB	
	Ultra-Low Profile, black glass (with Straight edge) • 2 full power cooking zones (with boosters and 9 power levels each) • Residual heat indicators • Automatic safety switch-off • Touch Control • Child safety lock Function • Quick Start • Residual heat indicator • Eco- Off OPTIONAL CONNECTING STRIP (LGCN)	R 10 499 R 1 399




CERAN HOBS

		*RRP (incl. VAT)
SE495ETD (Black glass)	NEW 90^{CM} CERAN HOB	
	Schott Ceran™ Suprema black glass (with angled edge) • 5 full power cooking zones (with boosters and 9 power levels each) • Extendable dual cooking zone for large cookware • Residual heat indicators • QuickStart function • Keep warm function • Timer with switch-off function • Automatic safety switch-off • Touch Control • Child safety lock	R 15 499
SE384EMTD (Black glass)	77^{CM} CERAN HOB	
	Schott Ceran™ Suprema black glass (with straight edge) • 4 full power cooking zones (with boosters and 9 power levels each) • Extendable dual cooking zone for large cookware • Residual heat indicators • QuickStart function • Keep warm function • Timer with switch-off function • Automatic safety switch-off • Touch Control • Child safety lock	R 11 799








CERAN HOBS

		*RRP (incl. VAT)
SE264TD1 (Black glass)	60^{CM} CERAN HOB	
	Schott Ceran™ Suprema black glass (with straight edge) • 4 full power cooking zones (with 9 power levels each) • Residual heat indicators • Timer with switch-off function • Automatic safety switch-off • Touch Control • Child safety lock	R 5 799
SE263TD1 (Black glass)	NEW 60^{CM} CERAN HOB	
	Schott Ceran™ Suprema black glass (with straight edge) • 3 full power cooking zones (with 9 power levels each) • Residual heat indicators • Large 27cm plate • Timer with switch-off function • Automatic safety switch-off • Touch Control • Child safety lock	R 5 799
SE232TD1 (Black glass)	30^{CM} CERAN DOMINO HOB	
	Schott Ceran™ Suprema black glass (with straight edge) • 2 full power cooking zones (with 9 power levels each) • Automatic safety switch-off • Residual heat indicators • Touch Control • Child safety lock	R 5 799




COUNTERTOP MICROWAVE OVENS

		*RRP (incl. VAT)
MOE34CXI2 (Stainless steel)	60^{CM} COMBINATION MICROWAVE OVEN	
	35L convection microwave oven with tilting grill (Gross capacity) • 34L (Net capacity) • 10 functions • SmartSense™ Plus with 40 pre-set recipes and 10 pre-set cooking programmes • 1000 W microwave output power • Double glazed microwave door • LED display • 1 LED light • Child safety lock SPECIAL FEATURES & FUNCTIONS: InverterPlus™ microwave technology • Thermoventilated • Defrost by time & weight • Pizza function (pizza dish accessory included) • QuickStart option • Stop turntable option • Air cooling system • Highly reflective stainless steel interior	R 13 499
MOE25X (Stainless steel)	60^{CM} MICROWAVE OVEN	
	26L microwave oven with grill (Gross capacity) • 25L (Net capacity) • 6 functions • SmartSense™ Plus with 40 pre-set recipes and 10 pre-set cooking programmes • 900 W microwave output power • LED display • 1 LED light • Child safety lock SPECIAL FEATURES & FUNCTIONS: BLU-CERAMIC™ scratch resistant enamel cavity • Defrost by time & weight • Pizza function (pizza dish accessory included) • QuickStart option • Stop turntable option • Air cooling system	R 6 299
MOE25B (Dark inox)	NEW 60^{CM} MICROWAVE OVEN	
	26L microwave oven with grill (Gross capacity) • 25L (Net capacity) • 6 functions • SmartSense™ Plus with 40 pre-set recipes and 10 pre-set cooking programmes • 900 W microwave output power • LED display • 1 LED light • Child safety lock SPECIAL FEATURES & FUNCTIONS: BLU-CERAMIC™ scratch resistant enamel cavity • Defrost by time & weight • Pizza function (pizza dish accessory included) • QuickStart option • Stop turntable option • Air cooling system	R 6 299




INTEGRATED EXTRACTORS

		*RRP (incl. VAT)
KDD90CNE (Black glass) 90^{CM} DOWNDRAFT EXTRACTOR		
	Countertop extractor • 4 speed control (plus intensive speed turbo option) • Max extraction rate: 700m ³ /h • 24h auto air-refresher mode • Auto-end option • 40dB(A) noise level (normal use) • Electronic SoftTouch controls • Clean filter indicator • Reversible motor • Motor box is able to rotate • 1 LED light • 2 aluminium grease filters	R 46 999
	OPTIONAL ACCESSORIES: RCKF2: Remote Control KITRBDD: Kit for remote blower (allows positioning of motor away from body of hood) KITFCDD: Dishwasher safe re-circulation charcoal filter Ducting accessories (See page 59)	R 1 499 R 4 999 R 2 999
KLT12L4X (Stainless steel) NEW 120^{CM} CEILING EXTRACTOR		
	3 speed control (plus intensive speed turbo option) • Auto- Vent 2.0 • Max extraction rate: 594m ³ /h • Auto-end option • 48dB(A) noise level (normal use) • 2 led lights • 3 aluminium anti- grease filters • Slim line motor 20cm • Remote control included • 1.5m Installation Height from counter (2.4m from floor)	R 31 499
	OPTIONAL ACCESSORIES: KITFCKLTR: 1 x Regenerable Charcoal Filter	R 1 499
OPTIONAL COLOUR:		
 KLT12L4WH MATT WHITE		
KLT9L4X (Stainless steel) NEW 90^{CM} CEILING EXTRACTOR		
	3 speed control (plus intensive speed turbo option) • Auto- Vent 2.0 • Max extraction rate: 594m ³ /h • Auto-end option • 48dB(A) noise level (normal use) • 2 led lights • 3 aluminium anti- grease filters • Slim line motor 20cm • Remote control included • 1.5m Installation Height from counter (2.4m from floor)	R 26 499
	OPTIONAL ACCESSORIES: KITFCKLTR: 1 x Regenerable Charcoal Filter	R 1 499
OPTIONAL COLOUR:		
 KLT9L4WH MATT WHITE		
KDIAM90X (Stainless steel) 90^{CM} INTEGRATED EXTRACTOR HOOD		
	High performance 550W motor • 3 speed control (plus intensive speed turbo option) • Max extraction rate: 1555m ³ /h • Auto-end option • 46dB(A) noise level (normal use) • Electronic SoftTouch button controls • 4 LED lights • 3 aluminium grease filters (FLT6: Two sets of re-circulation charcoal filters included)	R 18 999
	OPTIONAL ACCESSORIES: AIRKITDIAM: Ducting accessory (converts x2 150 Ø outlet to x1 200 Ø outlet) FLT6: Re-circulation charcoal filter set (2 required) Ducting accessory (See page 59)	R 1 499 R 399
KSET900XE (Stainless steel) 90^{CM} SEMI-INTEGRATED TELESCOPIC EXTRACTOR		
	3 speed control • Max extraction rate: 581 m ³ /h • Auto-end option • 44dB(A) noise level (normal use) • SoftTouch slider controls • 2 LED lights • 2 aluminium grease filters (KITFC500: Re-circulation charcoal filter included)	R 7 999
	OPTIONAL ACCESSORIES: KITFC500: Re-circulation charcoal filter Ducting accessories (See page 59)	R 599



INTEGRATED EXTRACTORS

		*RRP (incl. VAT)
KSET61E2 (Stainless steel)	60^{CM} SEMI-INTEGRATED TELESCOPIC EXTRACTOR	
	<p>3 speed control • Max extraction rate: 310m³/hour • 67dB(A) noise level (max normal use) • SoftTouch slider controls • 2 LED lights • 2 aluminium grease filters</p> <p>OPTIONAL ACCESSORIES: KITFC6191: Re-circulation charcoal filter Ducting accessories (See page 59)</p>	<p>R 3 999</p> <p>R 399</p>
KSG70HPE (Stainless steel)	NEW 70^{CM} INTEGRATED EXTRACTOR	
	<p>3 speed control • Max extraction rate: 584m³/h • 53dB(A) noise level (normal use) • Electronic SoftTouch button controls • 2 LED lights</p> <p>OPTIONAL ACCESSORIES: KITFC221R: Re-circulation charcoal filter regenerable - lasts up to 3 years Ducting accessories (See page 59)</p>	<p>R 6 999</p> <p>R 1 199</p>
KSG52HPE (Stainless steel)	NEW 52^{CM} INTEGRATED EXTRACTOR	
	<p>3 speed control • Max extraction rate: 584m³/h • 53dB(A) noise level (normal use) • Electronic SoftTouch button controls • 2 LED lights</p> <p>OPTIONAL ACCESSORIES: KITFC221R: Re-circulation charcoal filter regenerable - lasts up to 3 years Ducting accessories (See page 59)</p>	<p>R 5 999</p> <p>R 1 199</p>



ISLAND EXTRACTORS

		*RRP (incl. VAT)
KI120XE (Stainless steel)	120^{CM} ISLAND EXTRACTOR	
	<p>3 speed control (plus intensive speed turbo option) • Max extraction rate: 783m³/h • Auto-end option • 48dB(A) noise level (normal use) • Electronic SoftTouch button controls • 4 LED lights • 4 aluminium grease filters (FLT6: Re-circulation charcoal filter included)</p> <p>OPTIONAL ACCESSORIES: FLT6: Re-circulation charcoal filter Ducting accessories (See page 59)</p>	<p>R 19 999</p> <p>R 399</p>
KBTI9L4VN (Stainless steel & glass)	90^{CM} ISLAND EXTRACTOR	
	<p>Stainless steel extractor with black glass front panel • 3 speed control (plus intensive speed turbo option) • 24h auto air-refresher mode • Auto-end option • Max extraction rate: 778m³/hour • 69dB(A) noise level (max normal use) • Touch control display • Autovent • 1 LED light with dimmer mode • 3 aluminium grease filters (KITFCBTR: Re-circulation charcoal filter included)</p> <p>OPTIONAL ACCESSORIES: KITFCBTR: Regenerable charcoal filter KITFCBTR: Re-circulation charcoal filter Ducting accessories (See page 59)</p>	<p>R 19 999</p> <p>R 999 R 699</p>
KI90XE (Stainless steel)	90^{CM} ISLAND EXTRACTOR	
	<p>3 speed control (plus intensive speed turbo option) • Max extraction rate: 740m³/h • Auto-end option • 49dB(A) noise level (normal use) • Electronic SoftTouch button controls • 4 LED lights • 3 aluminium grease filters (FLT6: Re-circulation charcoal filter included)</p> <p>OPTIONAL ACCESSORIES: FLT6: Re-circulation charcoal filter Ducting accessories (See page 59)</p>	<p>R 17 999</p> <p>R 399</p>











ANGLED EXTRACTOR

		*RRP (incl. VAT)
KV694R (Copper trim)	90^{CM} DOLCE STIL NOVO ANGLED EXTRACTOR	
	<p>3 speed control (plus intensive speed turbo option) • 24h auto air-refresher mode • Auto-end option • Max extraction rate: 777m³/hour • 66dB(A) noise level (max normal use) • Touch control display • AutoVent • 2 LED lights with dimmer mode • 2 stainless steel grease filters (KITFCKV6: Re-circulation charcoal filter included)</p> <p>OPTIONAL ACCESSORIES: KITCMNKVMB: Matt black chimney KITCMNKVX: Stainless steel chimney Ducting accessories (See page 59)</p>	<p>R 25 999</p> <p>R 1 999 R 2 499</p>
KV394N (Black glass)	90^{CM} ANGLED EXTRACTOR	
	<p>3 speed control (plus intensive speed turbo option) • 24h auto air-refresher mode • Auto-end option • Max extraction rate: 729m³/hour • 60dB(A) noise level (max normal use) • Touch control display • AutoVent • 2 LED lights with dimmer mode • 2 aluminium grease filters (FLT6: Re-circulation charcoal filter included)</p> <p>OPTIONAL ACCESSORIES: KITCMNKVMB: Matt black chimney KITCMNKVX: Stainless steel chimney Ducting accessories (See page 59)</p>	<p>R 15 999</p> <p>R 1 999 R 2 499</p>





WALL MOUNTED EXTRACTOR HOODS

		*RRP (incl. VAT)
KBT9L4VN (Stainless steel & glass)	90^{CM} LINEA EXTRACTOR HOOD	
	<p>Stainless steel extractor with black glass front panel • 3 speed control (plus intensive speed turbo option) • 24h auto air-refresher mode • Auto-end option • Max extraction rate: 705m³/hour • 62dB(A) noise level (max normal use) • Touch control display • Autovent • 1 LED light with dimmer mode • 3 aluminium grease filters (KITFCKBT: Re-circulation charcoal filter included)</p> <p>OPTIONAL ACCESSORIES: KITFCKBT: Re-circulation charcoal filter Ducting accessories (See page 59)</p>	<p>R 12 999</p> <p>R 699</p>
KBT900VE (Stainless steel & glass)	90^{CM} EXTRACTOR	
	<p>Stainless Steel with curved glass hood design • 3 speed control (plus intensive speed turbo option) • Max extraction rate: 730m³/h • Auto-end option • 48dB(A) noise level (normal use) • Electronic SoftTouch button controls • 2 LED lights • 1 aluminium grease filter (KITFCKBT: Re-circulation charcoal filter included)</p> <p>OPTIONAL ACCESSORIES: KITFCKBT: Re-circulation charcoal filter Ducting accessories (See page 59)</p>	<p>R 12 999</p> <p>R 699</p>







WALL MOUNTED EXTRACTOR HOODS

		*RRP (incl. VAT)
KSED95PE (Vintage cream)	90^{CM} EXTRACTOR	
	<p>3 speed control • Max extraction rate: 588m³/h • Auto-end option • 50dB(A) noise level (normal use) • SoftTouch slider controls • 2 LED lights • 3 aluminium grease filters (FLT6: Re-circulation charcoal filter included)</p> <p>OPTIONAL ACCESSORIES: FLT6: Re-circulation charcoal filter Ducting accessories (See page 59)</p>	<p>R 9 399</p> <p>R 399</p>
	<p>OPTIONAL COLOURS:</p> <div>     </div> <p> KSED95XE STAINLESS STEEL KSED95AE (While stocks last) ANTHRACITE BLACK KSED95WH ICE-WHITE NEW KSED95BL BLACK NEW </p>	
KATE900CEX (Stainless steel)	90^{CM} EXTRACTOR	
	<p>3 speed control • Max extraction rate: 590m³/h • Auto-end option • 46dB(A) noise level (normal use) • Electronic SoftTouch button controls • 2 LED lights • 3 aluminium grease filters (KITFC999: Re-circulation charcoal filter included)</p> <p>OPTIONAL ACCESSORIES: KITFC999: Re-circulation charcoal filter Ducting accessories (See page 59)</p>	<p>R 7 299</p> <p>R 699</p>
KDE900EX (Stainless steel)	90^{CM} EXTRACTOR	
	<p>3 speed control • Max extraction rate: 533m³/h • Auto-end option • 42dB(A) noise level (normal use) • Electronic SoftTouch button controls • 2 LED lights • 3 aluminium grease filters (KITFC450: Re-circulation charcoal filter included)</p> <p>OPTIONAL ACCESSORIES: KITCMNKDE: Chimney extension (reaching 1061 max height) KITFC450: Re-circulation charcoal filter Ducting accessories (See page 59)</p>	<p>R 5 299</p> <p>R 1 699 R 699</p>
KATE600CEX (Stainless steel)	60^{CM} EXTRACTOR	
	<p>3 speed control (plus intensive speed turbo option) • Max extraction rate: 590m³/h • Auto-end option • 48dB(A) noise level (normal use) • Electronic SoftTouch button controls • 2 LED lights • 2 aluminium grease filters (KITFC999: Re-circulation charcoal filter included)</p> <p>OPTIONAL ACCESSORIES: KITFC999: Re-circulation charcoal filter Ducting accessories (See page 60)</p>	<p>R 6 299</p> <p>R 699</p>
KDE600EX (Stainless steel)	60^{CM} EXTRACTOR	
	<p>3 speed control • Max extraction rate: 553m³/h • Auto-end option • 42dB(A) noise level (normal use) • Electronic SoftTouch button controls • 2 LED lights • 2 aluminium grease filters (KITFC450: Re-circulation charcoal filter included)</p> <p>OPTIONAL ACCESSORIES: KITCMNKDE: Chimney extension (reaching 1061 max height) KITFC450: Re-circulation charcoal filter Ducting accessories (See page 59)</p>	<p>R 4 299</p> <p>R 1 699 R 699</p>
KDE60E2 (Stainless steel)	60^{CM} SEMI-INTEGRATED EXTRACTOR	
	<p>3 speed controls • Max extraction rate: 273m³/hour • Auto-end option • 52dB(A) noise level (max normal use) • Electronic slider controls • 2 LED lights • 1 metallic grease filter</p> <p>OPTIONAL ACCESSORIES: KITFC550: Re-circulation charcoal filter Ducting accessories (See page 59)</p>	<p>R 3 199</p> <p>R 399</p>







COORDINATING EXTRACTORS AND OPERA RANGE COOKERS

		*RRP (incl. VAT)
KD150HXE (Stainless steel) 150^{CM} CLASSIC EXTRACTOR		
	<p>Features 2 motors that function together or independently as selected • 3 speed control (plus intensive speed turbo option) • Max extraction rate: 804m³/h • 41dB(A) noise level (normal use) • 4 LED lights • 5 stainless steel grease filters (FLT6: Re-circulation charcoal filter included)</p> <p>OPTIONAL ACCESSORIES: FLT6: Re-circulation charcoal filter Ducting accessories (See page 59)</p>	R 25 999
		R 399
A5-81 (Stainless steel) 150^{CM} OPERA GAS-ELECTRIC RANGE COOKER		
	<p>Double cavity range cooker • MAIN OVEN: 90L (Gross capacity) • 77L (Net capacity) • 8 cooking functions • 4 cooking levels • 50-250°C temperature range • 2 halogen lights • AUXILIARY OVEN: 70L (Gross capacity) • 40L (Net capacity) • 8 cooking functions • 4 cooking levels • 50-280°C temperature range • 1 halogen light • Triple glazed, CoolTouch oven doors • COOKTOP: 7 High-efficiency gas burners (Incl. 2 UltraRapid 4.2kW and 5.0kW dual flame burners) • Heavy duty cast iron pan stands • GasSafety™ cut-out device • Adaptable for LPG or Natural Gas</p> <p>SPECIAL FUNCTIONS & FEATURES: Multifunction thermoventilated ovens • Thermoseal™ cooking technology • Air cooling system • Smeg Gourmet Cooking Stone (provides additional cooking level) • Pizza function • ECO mode • ClosedDoor grilling function • EverClean enamel interior • VapourClean, removable StayClean liners and all glass inner door for easy cleaning • Storage compartment</p> <p>PRODUCT DIMENSIONS: 1500mm (W) x 895mm (H) x 600mm (D) • 56mm (H) incl. cooker upstand</p> <p>OPTIONAL ACCESSORY: 150cm Splash back panel (KIT1A5-81)</p>	R 119 999
		R 6 999
KD120HXE (Stainless steel) 120^{CM} CLASSIC EXTRACTOR		
	<p>3 speed control (plus intensive speed turbo option) • Max extraction rate: 777m³/h • 49dB(A) noise level (normal use) • 2 LED lights • 4 stainless steel grease filters (FLT6: Re-circulation charcoal filter included)</p> <p>OPTIONAL ACCESSORIES: FLT6: Re-circulation charcoal filter Ducting accessories (See page 59)</p>	R 20 999
		R 399
A4-81 (Stainless steel) 120^{CM} OPERA GAS-ELECTRIC RANGE COOKER		
	<p>Double cavity range cooker • MAIN OVEN: 70L (Gross capacity) • 61L (Net capacity) • 7 cooking functions • 4 cooking levels (telescopic guides included) • 50-250°C temperature range • 1 halogen lights • AUXILIARY OVEN: 70L (Gross capacity) • 55L (Net capacity) • 6 cooking functions • 4 cooking levels • 50-300°C temperature range • 1 halogen light • Glazed, CoolTouch oven doors • COOKTOP: 6 High-efficiency gas burners (Incl. 2 UltraRapid 4.2kW flame burner) & 1 Cast iron griddle • Heavy duty cast iron pan stands • GasSafety™ cut-out device • Adaptable for LPG or Natural Gas</p> <p>SPECIAL FUNCTIONS & FEATURES: Multifunction thermoventilated ovens • Thermoseal™ cooking technology • Air cooling system • Smeg Gourmet Cooking Stone (provides additional cooking level) • Pizza function • ClosedDoor grilling function • EverClean enamel interior • Removable StayClean liners and all glass inner door for easy cleaning • Storage compartment</p> <p>PRODUCT DIMENSIONS: 1200mm (W) x 895mm (H) x 600mm (D) • 56mm (H) cooker upstand</p> <p>OPTIONAL ACCESSORY: 120cm Splash back panel (KIT1A3-8)</p>	R 98 999
		R 5 999



















COORDINATING EXTRACTOR AND VICTORIA RANGE COOKER










		*RRP (incl. VAT)
KT110PE (Vintage cream) 110^{CM} VICTORIA EXTRACTOR		
	<p>3 speed control (plus intensive speed turbo option) • Max extraction rate: 784m³/h • 49dB(A) noise level (normal use) • 2 LED lights • 4 aluminium grease filters (FLT6: Re-circulation charcoal filter included)</p> <p>OPTIONAL ACCESSORIES: FLT6: Re-circulation charcoal filter Ducting accessories (See page 59)</p>	<p>R 25 999</p> <p>R 399</p>
	<p>OPTIONAL COLOUR:</p> <div>   </div> <p>KT110BLE GLOSSY BLACK</p> <p>KT110GRE GREY</p>	
TR4110P1 (Vintage cream) 110^{CM} VICTORIA GAS-ELECTRIC RANGE COOKER		
	<p>Triple cavity range cooker • MAIN OVEN: 70L (Gross capacity) • 61L (Net capacity) • 7 cooking functions • 4 cooking levels (telescopic guides included) • 50-260°C temperature range • 1 halogen light • AUXILIARY OVEN: 41L (Gross capacity) • 36L (Net capacity) • 7 cooking functions • 4 cooking levels (telescopic guides included) • 50-260°C temperature range • 1 halogen light • Glazed, CoolTouch oven doors • GRILL COMPARTMENT: 70L (Gross capacity) • 61L (Net capacity) • 2 cooking levels • Tilting grill • 50-260°C temperature range • 1 halogen light • COOKTOP: 7 High-efficiency gas burners (Incl. 1 UltraRapid 4.2kW dual flame burner) • Heavy duty cast iron pan stands • GasSafety™ cut-out device • Adaptable for LPG or Natural Gas</p> <p>SPECIAL FUNCTIONS & FEATURES: Multifunction thermoventilated ovens • Thermoseal™ cooking technology • Air cooling system • Defrost function • ECO mode • ClosedDoor grilling function • EverClean enamel interior • VapourClean, removable glass inner door for easy cleaning • Storage compartment</p> <p>PRODUCT DIMENSIONS: 110mm (W) x 895mm (H) x 600mm (D) • 135mm (H) incl. cooker upstand</p> <p>OPTIONAL ACCESSORIES: BGTR4110: 30cm Cast iron griddle* TPKTR: 30cm Teppanyaki Grill Plate*</p> <p>*SPECIAL ORDER</p>	<p>R 96 999</p> <p>R 2 299 R 4 549</p>
	<p>OPTIONAL COLOUR:</p> <div>   </div> <p>TR4110BL1 GLOSSY BLACK</p> <p>TR4110GR GREY</p>	





COORDINATING EXTRACTOR AND VICTORIA RANGE COOKER

		*RRP (incl. VAT)
KT90PE (Vintage cream) 90CM VICTORIA EXTRACTOR		
	<p>3 speed control (plus intensive speed turbo option) • Max extraction rate: 788m³/h • Auto-end option • 49dB(A) noise level (normal use) • 2 LED lights • 3 aluminium grease filters (FLT6: Re-circulation charcoal filter included)</p> <p>OPTIONAL ACCESSORIES: FLT6: Re-circulation charcoal filter Ducting accessories (See page 59)</p>	<p>R 23 999</p> <p>R 399</p>
	<p>OPTIONAL COLOUR:</p> <div>   </div> <p> KT90BLE GLOSSY BLACK </p> <p> KT90GRE GREY </p>	
TR90P2 (Vintage cream) 90CM VICTORIA GAS-ELECTRIC RANGE COOKER		A
	<p>MAIN OVEN: 129L (Gross capacity) • 115L (Net capacity) • 8 Controls • 9 cooking functions • 5 cooking levels • 50-260°C temperature range • 2 halogen lights • Triple glazed, CoolTouch oven doors • COOKTOP: 5 High-efficiency gas burners (Incl. 1 UltraRapid 5.0kW dual flame burners) • Heavy duty cast iron pan stands • GasSafety™ cut-out device • Adaptable for LPG or Natural Gas</p> <p>SPECIAL FUNCTIONS & FEATURES: Multifunction thermoventilated ovens • Thermoseal™ cooking technology • Tangential cooling system • EverClean enamel interior • Vapor Clean, removable glass inner door for easy cleaning • Storage compartment</p> <p>PRODUCT DIMENSIONS: 900mm (W) x 900mm (H) x 600mm (D) • 135mm (H) incl. cooker upstand</p> <p>OPTIONAL ACCESSORIES: BGTR9: 30cm Cast iron griddle* TPKTR9: 30cm Teppanyaki Grill Plate*</p> <p>*SPECIAL ORDER</p>	<p>R 62 999</p> <p>R 2 299 R 4 549</p>
	<p>OPTIONAL COLOUR:</p> <div>   </div> <p> TR90BL2 GLOSSY BLACK </p> <p> TR90GR2 GREY </p>	




COORDINATING EXTRACTOR AND PORTOFINO COOKER

		*RRP (incl. VAT)
KPF9X (Stainless steel) 90CM PORTOFINO EXTRACTOR		
	<p>3 speed control (plus intensive speed turbo option) • Max extraction rate: 781m³/h • 48dB(A) noise level (normal use) • 2 LED light • 3 stainless steel grease filters • Wall mounted installation (FLT6: Re-circulation charcoal filter included)</p> <p>OPTIONAL ACCESSORIES: FLT6: Re-circulation charcoal filter Ducting accessories (See page 59)</p>	<p>R 20 999</p> <p>R 399</p>
	<p>OPTIONAL COLOUR:</p> <div>       </div> <p> KPF9RD FIERY RED KPF9YW YELLOW KPF9WH ICE-WHITE KPF9OR ORANGE KPF9OG OLIVE GREEN KPF9AN ANTHRACITE GREY </p>	
CPF9GMX (Stainless steel) 90CM PORTOFINO GAS-ELECTRIC COOKER		
	<p>XXL OVEN: 129L (Gross capacity) • 115L (Net capacity) • 9 cooking functions • 5 cooking levels • 50-260°C temperature range • Double glazed, CoolTouch oven door • 2 halogen lights • COOKTOP: 6 High-efficiency gas burners (Incl. 1 UltraRapid 4.2kW dual flame burner) • Heavy duty cast iron pan stands • GasSafety™ cut-out device • Adaptable for LPG or Natural Gas</p> <p>SPECIAL FEATURES & FUNCTIONS: Multifunction thermoventilated oven • Thermoseal™ cooking technology • SmartSense™ with 20 pre-set cooking programmes • Triple-fan air flow system • Delayed start & auto end function • Defrost function • ECO mode • ClosedDoor grilling function • EverClean enamel interior • VapourClean and removable all glass inner door for easy cleaning • Storage compartment • Sabbath Mode</p> <p>PRODUCT DIMENSIONS: 900mm (W) x MIN 890mm / MAX 920mm (H - adjustable with cooker feet) x 600mm (D)</p> <p>OPTIONAL ACCESSORY: BGCPF9: 30cm Cast iron griddle* TPKCPF9: 30cm Teppanyaki Grill Plate*</p> <p>*SPECIAL ORDER</p>	<p>R 56 999</p> <p>R 2 199</p> <p>R 4 399</p>
	<p>OPTIONAL COLOUR:</p> <div>    </div> <p> CPF9GMYW YELLOW CPF9GMOR ORANGE CPF9GMAN ANTHRACITE GREY </p>	
<p>PYROLYTIC MODELS AVAILABLE ON SPECIAL REQUEST CPF9GP:</p> <div>        </div> <p> CPF9GPX STAINLESS STEEL CPF9GPR FIERY RED CPF9GPYW YELLOW CPF9GPWH ICE-WHITE CPF9GPOR ORANGE CPF9GPOG OLIVE GREEN CPF9GPAN ANTHRACITE GREY </p>		<p>R 62 999</p>




			*RRP (incl. VAT)
C9MAMBSSA2 (Matt black) NEW 90 ^{CM} SYMPHONY GAS-ELECTRIC COOKER A			
	<p>XXL OVEN: 129L (Gross capacity) • 115L (Net capacity) • 9 cooking functions • 5 cooking levels (telescopic guides included) • 50-260°C temperature range • Double glazed, CoolTouch oven door • 2 halogen lights • COOKTOP: 6 High-efficiency gas burners (Incl. 1 UltraRapid 4.2kW dual flame burner) • Heavy duty cast iron pan stands • GasSafety™ cut-out device • Adaptable for LPG or Natural Gas</p> <p>SPECIAL FUNCTIONS & FEATURES: Multifunction thermoventilated oven • Thermoseal™ cooking technology • Double-fan air flow system • Defrost function • ECO mode • ClosedDoor grilling function • EverClean enamel interior • VapourClean and removable all glass inner door for easy cleaning • Storage compartment (with SoftClose door mechanism)</p> <p>PRODUCT DIMENSIONS: 900mm (W) x MIN 880mm / MAX 919mm (H*) x 600mm (D) *Height adjustable with cooker feet</p>	R 34 999	
	<p>OPTIONAL COLOURS:</p>  <p>C9MAXSSA2 STAINLESS STEEL</p>		
SSA91MAX2 (Stainless steel) NEW 90 ^{CM} CONCERT GAS-ELECTRIC COOKER A			
	<p>XXL OVEN: 129L (Gross capacity) • 115L (Net capacity) • 8 cooking functions • 5 cooking levels • 50-260°C temperature range • Double glazed, CoolTouch oven door • Digital Clock • Black Glass • 2 halogen lights • COOKTOP: 5 High-efficiency gas burners (Incl. 1 UltraRapid 4.0kW dual flame burner) • Heavy-duty cast-iron pan stands • GasSafety™ cut-out device • Adaptable for LPG or Natural Gas • Partial Telescopic Guides</p> <p>SPECIAL FUNCTIONS & FEATURES: Multifunction thermoventilated oven • Thermoseal™ cooking technology • Double-fan air flow system • Oven Functions (Static, Fan Assisted, Circulaire, ECO, Small Grill, Large Grill, Fan & Large Grill, Fan Assisted Base, Vapour Clean) • removable all glass inner door for easy cleaning • Storage compartment (with SoftClose door mechanism)</p> <p>PRODUCT DIMENSIONS: 900mm (W) x MIN 880mm / MAX 915mm (H*) x 600mm (D) *Height adjustable with cooker feet</p>	R 28 999	
	<p>OPTIONAL COLOURS:</p>    <p>SSA91MAP2 VINTAGE CREAM SSA91MABL2 BLACK SSA91MAWH2 WHITE</p>		
SSA60MX2 (Stainless steel) NEW 60 ^{CM} CONCERT GAS-ELECTRIC COOKER A			
	<p>79L (Gross capacity) • 70L (Net capacity) • 6 cooking functions • 5 cooking levels • 50-260°C temperature range • Double glazed, CoolTouch oven door • 1 halogen light • COOKTOP: 4 High-efficiency gas burners (Incl. 1 UltraRapid 3.5kW dual flame burner) • Heavy duty cast iron pan stands • GasSafety™ cut-out device • Adaptable for LPG or Natural Gas</p> <p>SPECIAL FUNCTIONS & FEATURES: Multifunction thermoventilated oven • Thermoseal™ cooking technology • Oven Functions (Static, ECO, Large Grill, Fan & Large Grill, Fan Assisted Base, Base, Vapour Clean) • removable all glass inner door for easy cleaning • Storage compartment.</p> <p>PRODUCT DIMENSIONS: 600mm (W) x MIN 880mm / MAX 915mm (H*) x 600mm (D) *Height adjustable with cooker feet</p>	R 15 999	
	<p>OPTIONAL COLOURS:</p>   <p>SSA60MWH2 ICE-WHITE SSA60MBL2 BLACK</p>		

		*RRP (incl. VAT)
SSA91GGBL2 (Black)	NEW 90 ^{CM} CONCERT FULL GAS COOKER	
	<p>OVEN: 129L (Gross capacity) static gas oven with gas grill • 105L (Net capacity) • 2 cooking functions • 5 cooking levels • 50-260°C temperature range • Glazed, CoolTouch oven door • 2 halogen lights • Double-fan air flow system • Thermostat • Safety T System will reignite the oven flame should it go out • Timer + end of cooking time</p> <p>COOKTOP: 5 High-efficiency gas burners (Incl. 1 UltraRapid 4.0kW dual flame burner) • Heavy duty cast iron pan stands • GasSafety™ cut-out device • Adaptable for LPG or Natural Gas</p> <p>SPECIAL FUNCTIONS & FEATURES: Air cooling system • Closed Door grilling function • Ever Clean enamel interior and removable all glass inner door for easy cleaning • Storage compartment</p> <p>PRODUCT DIMENSIONS: 900mm (W) x MIN 880mm / MAX 915mm (H*) x 600mm (D) *Height adjustable with cooker feet</p> <p>*Due to the new Safety T System you would need an alternative power source during load shedding.</p>	R 27 999
	<p>OPTIONAL COLOUR:</p>  <p>SSA91GGX2 STAINLESS STEEL</p>	
PLANNING TO GO OFF GRID? Remember power supply solutions must be 100 watts and pure sine wave to run the cooling fan.		
CG90CIXT (Stainless steel)	NEW 90 ^{CM} CONCERT ELECTRIC TOUCH INDUCTION COOKER	A
	<p>OVEN: 129L (Gross capacity) • 115L (Net capacity) • 8 cooking functions • 5 cooking levels • 50-260°C temperature range • Glazed, CoolTouch oven door • 2 halogen lights • COOKTOP: black glass • 4 Induction cooking zones (2 x 18cm Plates and 2 x 21cm), auto pan detection, with boosters and 9 power levels each • Automatic safety switch-off • Touch Control • Child Lock</p> <p>SPECIAL FUNCTIONS & FEATURES: Multifunction thermoventilated oven • Thermoseal™ cooking technology • Air cooling system • ECO mode • EverClean enamel interior • VapourClean and removable all glass inner door for easy cleaning • Storage Compartment</p> <p>PRODUCT DIMENSIONS: 900mm (W) x MIN 880mm / MAX 915mm (H*) x 600mm (D) *Height adjustable with cooker feet</p>	R 35 999
C61MXT2 (Stainless steel)	NEW 60 ^{CM} CONCERT ELECTRIC TOUCH INDUCTION COOKER	A
	<p>OVEN: 79L (Gross capacity) • 70L (Net capacity) • 6 cooking functions • 5 cooking levels • 50-260°C temperature range • Glazed, CoolTouch oven door • 1 halogen light • COOKTOP: black glass • 4 Induction cooking zones (with boosters and 9 power levels each) • Residual heat indicators • Timer with switch-off function • Automatic safety switch-off • Touch Control • Child Lock</p> <p>SPECIAL FUNCTIONS & FEATURES: Multifunction thermoventilated oven • Thermoseal™ cooking technology • Air cooling system • ECO mode • EverClean enamel interior • VapourClean and removable all glass inner door for easy cleaning</p> <p>PRODUCT DIMENSIONS: 600mm (W) x MIN 873mm / MAX 913mm (H - adjustable with cooker feet) x 600mm (D)</p>	R 26 999



FREESTANDING LAUNDRY

		*RRP (incl. VAT)
WM3T94SSA (Silver)	60 ^{CM} WASHING MACHINE	A++
	<p>9kg load capacity • 15 programmes • Brushless inverter motor • 1400 rpm max spin speed • Large 33cm loading hatch • Chrome trim • EasyGuide LED display • Child safety lock • Anti flood function</p> <p>SPECIAL FEATURES & FUNCTIONS: Automatic load balancing system • 15min QuickTime option • Daily 60min cycle • ECO mode • Anti-allergy cycle • Woolmark safe cycle • Stain type and level option • Handwash programme • Easy ironing cycle • Delay timer option (from 1-23hrs)</p> <p>PRODUCT DIMENSIONS: 600mm (W) x 840mm (H) x 600mm (D)</p>	R 13 499
D3T8SSA (Silver)	60 ^{CM} CONDENSER DRYER	B
	<p>8kg load capacity • 15 programmes • Condensation drying system • 33cm loading hatch • Chrome trim • Stainless steel drum • EasyGuide LED display • Child safety lock</p> <p>SPECIAL FEATURES & FUNCTIONS: Drying level and time function personalisation • 29min Express option • Delicate/temperature reduction option • NEW drying rack for shoes, toys or wools • Easy iron option • Special refresh cycle • Delay timer option (up to 23hrs)</p> <p>PRODUCT DIMENSIONS: 595mm (W) x 846mm (H) x 609mm (D)</p>	R 12 499
WD3T964SSA (Silver)	60 ^{CM} WASHER DRYER	A
	<p>9kg wash load capacity • 6kg dry load capacity • 15 programmes • 1400 rpm max spin speed • 33cm loading hatch • EasyGuide LED display • Child safety lock</p> <p>SPECIAL FEATURES & FUNCTIONS: High-efficiency brushless inverter wash technology • Auto load detection & optimal wash selection • 12min Quicktime option • Eco 20° cycle • Delicate drying option • Anti-allergy cycle • Auto load balancing system • Variable temperature & spin speed selection • Anti-foam system • Drying level, temperature and time function personalisation • Save+ Eco Wash • Delay timer option (Up to 24hrs)</p> <p>PRODUCT DIMENSIONS: 600mm (W) x 820mm (H) x 560mm (D)</p>	R 19 499


FREESTANDING DISHWASHERS

			*RRP (incl. VAT)
DW9QSDXSA-1 (Stainless steel)	60 ^{CM} CLASSIC DISHWASHER	A++	
	<p>14 Place-settings • Powerful Planetarium™ wash system • 10+1 programmes • 9L water consumption/cycle • UltraQuiet noise level 43d(B) • Stainless-steel interior • 3 height adjustment levels of the upper basket • Interior LED Lights • Hidden control panel</p> <p>SPECIAL FUNCTIONS & FEATURES: Express 27min • Soak • Crystal • Full Express 60min • ECO wash mode • Auto Sensor 45-65 • Mix • Quiet (-2db) • Intense • Self clean programme • Hygiene programme • Half Load • Natural condenser drying with EnerSave option (automatic dooropening system at the end of the cycle) • FlexiDuo cutlery basket • EasyGlide dishwasher basket system • Basket with anti-drip inserts • Delay timer option (up to 24hrs with automatic soak) • Total Aqua Stop overflow protection sensor</p> <p>PRODUCT DIMENSIONS: 598mm (W) x 850mm (H) x 593mm (D)</p>		R 23 999
DW8QSDXSA-1 (Stainless steel)	60 ^{CM} DISHWASHER	A++	
	<p>14 Place-settings • Powerful Planetarium™ wash system • 10+1 programmes • 7L water consumption/cycle • UltraQuiet noise level 45d(B) • Stainless steel interior • Electronic display • Progress and end of cycle indicator with acoustic signal • 3 height adjustment levels of the upper basket</p> <p>SPECIAL FUNCTIONS & FEATURES: Express 27min • Soak • Glass • Full Express 60min • ECO wash mode • Auto Sensor 45-65 • Mix • Quiet (-2db) • Intense • Self clean programme • Hygiene programme • Half Load • Natural condenser drying with Energy Save option (automatic door opening system at the end of the cycle) • FlexiDuo cutlery basket • EasyGlide dishwasher basket system • Delay timer option (up to 24hrs with automatic soak) • Total AquaStop overflow protection sensor</p> <p>PRODUCT DIMENSIONS: 598mm (W) x 848mm (H) x 593mm (D)</p>		R 17 499
DW83TXSA (Stainless steel)	60 ^{CM} DISHWASHER COMING SOON		
	<p>15 Place-settings • Inverter Motor • Orbital wash system • 8+3 programmes • 11L water consumption/cycle • UltraQuiet noise level 44d(B) • Stainless-steel interior • 2 height adjustment levels of the upper basket 4cm • LED Time display</p> <p>SPECIAL FUNCTIONS & FEATURES: Express 30min • Soak • Glass • Full Express 60min • ECO wash mode • Auto Sensor 45-65 • Mix • Intense • Self clean programme • Hygiene programme • Sterilise programme • Dry Assist option (automatic door opening system at the end of the cycle) • Delay timer option (up to 24hrs with automatic soak) • Total AquaStop overflow protection sensor</p> <p>PRODUCT DIMENSIONS: 598mm (W) x 848mm (H) x 593mm (D)</p>		R 15 999



FREESTANDING DISHWASHERS

		*RRP (incl. VAT)
DW7QSXSA-1 (Stainless steel)	60 ^{CM} DISHWASHER (While stock last)	A+
	<p>14 Place Setting • Orbital wash system • 10+1 programmes (Including quick wash programmes) • 9lt water consumption/cycle • Noise Level 47db • Stainless steel interior • Electronic display • Progress and end of cycle indicator with acoustic signal • 3 height adjustment of the upper basket</p> <p>SPECIAL FUNCTIONS & FEATURES: Express 27min • Soak • Glass • Dry Assist (Automatic door opening at the end of the cycle) • Eco Wash mode • Green Express • Mix • Intense • 60min Wash and Dry • Delicate • Hygiene programme • Self clean programme • Half Load • Aqua Stop • Delay timer option (1-24hrs) with automatic soak</p> <p>PRODUCT DIMENSIONS: 598mm (W) x 848mm (H) x 600mm (D)</p>	R 11 999
DW73TXSA (Stainless steel)	60 ^{CM} DISHWASHER COMING SOON	
	<p>14 Place-settings • Inverter Motor • Orbital wash system • 8+3 programmes • 11L water consumption/cycle • UltraQuiet noise level 44d(B) • Stainless-steel interior • 2 height adjustment levels of the upper basket 4cm</p> <p>SPECIAL FUNCTIONS & FEATURES: Express 30min • Soak • Crystal • Full Express 60min • ECO wash mode • Auto Sensor 45-65 • Mix • Intense • Self clean programme • Hygiene programme • Sterilise programme • Dry Assist option (automatic door opening system at the end of the cycle) • Cutlery basket • Delay timer option (up to 24hrs with automatic soak) • Total Aqua Stop overflow protection sensor.</p> <p>PRODUCT DIMENSIONS: 598mm (W) x 850mm (H) x 593mm (D)</p>	R 11 999



INTEGRATED LAUNDRY

		*RRP (incl. VAT)
LSTA147SSA (White)	60 ^{CM} INTEGRATED WASHER DRYER	B
	<p>7kg wash load capacity • 4kg dry load capacity • 15 programmes • 1400 rpm max spin speed • 30cm loading hatch • EasyGuide LED display • Child safety lock</p> <p>SPECIAL FEATURES & FUNCTIONS: Automatic load balancing system • Antifoam system • Auto cleaning system • Humidity sensor • 15min QuickTime wash option • FlexiTime option • ECO mode • UltraQuiet night mode • Easy iron option • Special cycle to remove residual fluff from laundry • Delay timer option (1- 24hrs) • Adjustable hinges (cabinetry door can be fitted on right or left side)</p> <p>PRODUCT DIMENSIONS: 600mm (W) x 820mm (H) x 560mm (D) Refer to technical drawings for installation requirements</p>	R 31 499

INTEGRATED DISHWASHERS


		*RRP (incl. VAT)
DWI9QDLSA-1 (Stainless steel)	60 ^{CM} INTEGRATED DISHWASHER	A++
	<p>14 Place-settings • Powerful Planetarium™ wash system • 10+1 programmes • 7L water consumption/cycle • Noise level 42d(B) • Stainless steel interior • New Black Control Panel • Progress and end of cycle indicator with acoustic signal • 3 height adjustment levels of the upper basket</p> <p>SPECIAL FUNCTIONS & FEATURES: Express 27 min • Soak • Crystal • Full Express 60 min • ECO wash mode • Auto Sensor 45-65 • Mix • Quiet (-2db) • Intense • Self clean programme • Hygiene programme • Half Load • Dry Assist (automatic door opening system at the end of the cycle) • FlexiDuo cutlery basket • EasyGlide dishwasher basket system • Delay timer option (up to 24hrs with automatic soak) • Total AquaStop overflow protection sensor</p> <p>PRODUCT DIMENSIONS: 600mm (W) x 820mm (H) x 550mm (D) Refer to technical drawings for installation requirements</p>	R 19 999
DWI7QSA-1 (Stainless steel)	60 ^{CM} INTEGRATED DISHWASHER	A+
	<p>14 Place Setting • 3rd Cutlery Basket • Orbital wash system • 5 programmes (Including quick wash programmes) • 9lt water consumption/cycle • Noise Level 47db • surgical stainless steel interior • New Black control panel • 3 height adjustment of the upper basket</p> <p>SPECIAL FUNCTIONS & FEATURES: 27min QuickTime option • Dry Assist (Automatic door opening at the end of the cycle) • Eco Wash mode • Aqua Stop • Delay timer option (3-6-9) with automatic soak • Flexi hinge system</p> <p>PRODUCT DIMENSIONS: 600mm (W) x 820mm (H) x 550mm (D) Refer to technical drawings for installation requirements</p>	R 14 499

INTEGRATED REFRIGERATION



		*RRP (incl. VAT)
ZAC8173N1F (White)	60 ^{CM} INTEGRATED FRIDGE & FREEZER	A ⁺
	<p>273L fridge-freezer (Gross capacity) • Internal LED lighting • LED display • FRIDGE: 192 L fresh food storage (Net capacity) • Covered sliding crisper drawers • 4 Adjustable glass shelves • 2 drawer compartments • FREEZER (bottom mount): 61L frozen food storage capacity (Net capacity) • 3 drawer compartments</p> <p>SPECIAL FEATURES & FUNCTIONS:</p> <ul style="list-style-type: none"> Fan Assisted Fridge • NO-FROST freezer • FastFreeze functions • Reversible door <p>PRODUCT DIMENSIONS: 548mm (W) x 1772mm (H) x 549mm (D) • Refer to technical drawing for space required to allow doors to open.</p>	R 26 499
ZAS7F174NP & ZAS8L1743E (White)	55 ^{CM} INTEGRATED FRIDGE & FREEZER SET	A ⁺
	<p>ZAS7F174NP: 220L freezer (Gross capacity) • 208L frozen food storage (Net capacity) • Touch control LCD display • 2 drop-down door compartments • 5 drawer compartments • NO-FROST freezer system • FastFreeze function • Door and Temperature alarm • Sliding right hinge (with reversible door)</p> <p>ZAS8L1743E: 323L refrigerator (Gross capacity) • 319L (Net capacity) • Internal LED lighting • Touch control LCD display • Glass covered sliding crisper drawer • 5 adjustable glass shelves with chrome trim • Fan assisted cooling system • Holiday mode • Door and Temperature alarm • Sliding right hinge (with reversible door)</p> <p>PRODUCT DIMENSIONS: 540mm (W) x 1780mm (H) x 549mm (D) • Refer to technical drawing for installation requirements • Door and Temperature alarm • Sliding right hinge (with reversible door)</p>	<p>R 31 999</p> <p>R 31 999</p>

(UNITS SOLD SEPARATELY)


FREESTANDING REFRIGERATION

















		*RRP (incl. VAT)
RFD50XZA (Stainless steel)	80 ^{CM} COMBINATION FRENCH DOOR FRIDGE-FREEZER	A ⁺
	<p>557L fridge-freezer (Gross capacity) • Electronic Control Display • Internal LED lighting • FRIDGE: 336L fresh food storage (Net capacity) • 0°C LifePlus chiller compartment • 1 Moisture compartment • 1 Flexi-temp compartment • Adjustable glass shelves • FREEZER: 131L frozen food storage capacity (Net capacity) • 2 deep storage containers and trays</p> <p>SPECIAL FEATURES & FUNCTIONS:</p> <ul style="list-style-type: none"> MultiFlow ventilation cooling system • NO-FROST fridge-freezer system • Equilibrium refrigeration technology • Rapid sensors and alarm to monitor temperature • Inverter motor • ECO mode • Radar Platinum sterilization technology for healthy cooling <p>PRODUCT DIMENSIONS: 835mm (W) x 1898mm (H) x 670mm (D) including door • Refer to technical drawing for space required to allow doors to open</p>	R 33 499






















FREESTANDING REFRIGERATION

		*RRP (incl. VAT)
FC18EN4AX (Stainless steel)	60^{CM} COMBINATION FRIDGE-FREEZER	A+
	<p>341L fridge-freezer (Gross capacity) • Internal LED lighting • Touch control LCD display • FRIDGE: 208L fresh food storage (Net capacity) • Glass covered sliding crisper drawers • Adjustable glass shelves • FREEZER (bottom mount): 104L frozen food storage capacity (Net capacity) • 3 drawer compartments (incl. FastFreeze compartment)</p> <p>SPECIAL FEATURES & FUNCTIONS: MultiFlow ventilation cooling system • NO-FROST fridge-freezer system • 0°C LifePlus chiller fridge compartment • FastFreeze functions • Inverter motor • ECO mode • Holiday mode • Temperature alarm • Ionizer • Antibacterial odour filter • Reversible door</p> <p>PRODUCT DIMENSIONS: 595mm (W) x 1860mm (H) x 640mm (D) • Refer to technical drawing for space required to allow doors to open.</p>	R 17 999
ZAFA403NX & ZACV283NX (Stainless steel)	60^{CM} FRIDGE AND FREEZER SET (While stock last)	
	<p>ZAFA403NX: Stainless steel refrigerator • 404L (Gross capacity) • 358L fresh food storage (Net capacity) • Internal LED lighting • Touch control LED display • 2 Glass covered sliding crisper drawers • 3 adjustable glass shelves • MultiFlow ventilation cooling system • NO-FROST system • 0°C LifePlus chiller fridge compartment • FastCool function • ECO mode • Door and temperature alarm • Ionizer • Antibacterial Natural Ion technology • Right hinge reversible</p> <p>ZACV283NX: Stainless steel freezer • 307L (Gross capacity) • 280L frozen food storage (Net capacity) • Internal LED lighting • Touch control LED display • 2 drop-down door compartments • 5 drawer compartments • NO-FROST system • FastFreeze function • ECO mode • Temperature alarm • Antibacterial odour filter • Left hinge reversible</p> <p>PRODUCT DIMENSIONS: 595mm (W) x 1860mm (H) x 660mm (D) • Refer to technical drawing for space required to allow door to open</p> <p>Connecting Strip (REFLK)</p>	<p>R 18 999</p> <p>R 18 999</p> <p>R 1 099</p>
(UNITS SOLD SEPARATELY)		

FREESTANDING WINE COOLERS













		*RRP (incl. VAT)
SCV115A (Stainless steel & glass)	60^{CM} CLASSIC WINE COOLER (While stock last)	A
	<p>198 bottles/414L (Gross capacity) • 115 bottles/368L wine storage (Net capacity) • UV resistant glass door • Internal LED lighting • Fan assisted ventilation system • 1 fixed Slavonia oak shelf • 5 adjustable Slavonia oak shelves • 2 independent temperature zones (each with 5-22°C adjustable temperature range) • Active charcoal air filter • Secure lock at base • EasyGuide LED display • Door and temperature alarm</p> <p>OPTIONAL MODEL: Left hinge (SCV115AS)</p> <p>PRODUCT DIMENSIONS: 600mm (W) x 1850mm (H) x 600mm (D) - excluding the handle • Refer to technical drawing for space required to allow door to open</p>	R 51 999

		*RRP (incl. VAT)
FAB50RCR5 (Vintage cream)		
80^{CM} RETRO EXTRA-VOLUME COMBINATION FRIDGE-FREEZER		A++
	<p>524L fridge-freezer (Gross capacity) • 41db Noise Level • Internal LED lighting • MultiFlow ventilation cooling system • NO-FROST fridge-freezer system • FRIDGE: 400L fresh food storage and Chiller (Gross capacity) • 0°C LifePlus compartment • Glass covered crisper drawers • Adjustable glass shelves • Adjustable door shelves • Ionizer • CHILLER COMPARTMENT: FastFreeze function • FREEZER (top mount): 124L frozen food storage capacity (Net capacity) • Manual ice-maker</p> <p>OPTIONAL MODEL: Left hinge (FAB50LCR5)</p> <p>PRODUCT DIMENSIONS: 796mm(W) x 1921mm(H) x 805mm(D) • Refer to technical drawing for space required to allow doors to open</p>	R 65 999
	<p>OPTIONAL COLOURS:</p> <div>      </div> <p> FAB50RWH5 ICE-WHITE FAB50RRD5 FIERY RED FAB50RBL5 GLOSSY BLACK FAB50RPB5 PASTEL BLUE FAB50RPG5 MINT </p>	
LEFT HINGE MODELS	FAB50LBL5	
FAB32RPG5 (Mint)		
60^{CM} RETRO COMBINATION FRIDGE-FREEZER		A++
	<p>350L fridge-freezer (Gross capacity) • 37db Noise Level • Internal LED lighting • MultiFlow ventilation cooling system • ECO mode • Holiday mode • Temperature alarm • NO-FROST fridge-freezer system • FRIDGE: 204L fresh food storage (Net capacity) • 0°C LifePlus compartment • Glass covered crisper drawers • Adjustable glass shelves • Adjustable door shelves • CHILLER COMPARTMENT: 30L storage (Net capacity) • FastFreeze and FastCool functions • FREEZER (bottom mount): 97L frozen food storage capacity (Net capacity)</p> <p>OPTIONAL MODEL: Left hinge (FAB32LPG5)</p> <p>PRODUCT DIMENSIONS: 601mm (W) x 1968mm (H) x 788mm (D) • Refer to technical drawing for space required to allow doors to open</p>	R 51 999
	<p>OPTIONAL COLOURS:</p> <div>          </div> <p> FAB32RRD5 FIERY RED FAB32RWH5 ICE-WHITE FAB32RCR5 VINTAGE CREAM FAB32RBL5 GLOSSY BLACK FAB32RPB5 PASTEL BLUE FAB32RPK5 PASTEL PINK* FAB32ROR5 TANGERINE* FAB32RLU5 LIME GREEN* FAB32RBE5 BLUE* </p> <p>*AVAILABLE BY SPECIAL ORDER ONLY</p>	
LEFT HINGE MODELS	FAB32LRD5 FAB32LWH5 FAB32LCR5 FAB32LBL5 FAB32LPB5 FAB32LPK5	











		*RRP (incl. VAT)
FAB30RPB5 (Pastel blue)		
60^{CM} RETRO COMBINATION FRIDGE-FREEZER		A+
	<p>298L fridge-freezer (Gross capacity) • 37db Noise Level • Internal LED lighting • Fan assisted cooling system • FRIDGE: 221L fresh food storage (Gross capacity) • 0°C LifePlus compartment • Glass covered crisper drawers • Adjustable glass shelves • Adjustable door shelves • FREEZER (top mount): 72L frozen food storage capacity (Gross capacity) • Manual Defrost</p> <p>OPTIONAL MODEL: Left hinge (FAB30LPB5)</p> <p>PRODUCT DIMENSIONS: 600mm (W) x 1720mm (H) x 788mm (D) • Refer to technical drawing for space required to allow doors to open</p>	R 42 999
	<p>OPTIONAL COLOURS:</p> <div>          </div> <p> FAB30RRD5 FIERY RED FAB30RWH5 ICE-WHITE FAB30RCR5 VINTAGE CREAM FAB30RBL5 GLOSSY BLACK FAB30RPG5 MINT FAB30RPK5 PASTEL PINK* FAB30ROR5 TANGERINE* FAB30RLI5 LIME GREEN* FAB30RBE5 BLUE* </p> <p><small>*AVAILABLE BY SPECIAL ORDER ONLY</small></p>	
LEFT HINGE MODELS		FAB30LRD5 FAB30LWH5 FAB30LCR5 FAB30LBL5 FAB30LPG5 FAB30LPK5
FAB28RRD5 (Fiery red)		
60^{CM} RETRO REFRIGERATOR		A+
	<p>281L (Gross capacity) • FRIDGE: 255L fresh food storage (Gross capacity) • Fan assisted cooling system) • FREEZER: 26L fresh food storage (Gross capacity) shelves • Manual Defrost • 37db Noise Level • Internal LED lighting • Glass covered sliding crisper drawers • Adjustable glass shelves • Adjustable door • 0°C LifePlus chiller compartment</p> <p>OPTIONAL MODEL: Left hinge (FAB28LRD5)</p> <p>PRODUCT DIMENSIONS: 600mm (W) x 1500mm (H) x 788mm (D) • Refer to technical drawing for space required to allow door to open</p>	R 33 999
	<p>OPTIONAL COLOURS:</p> <div>           </div> <p> FAB28RWH5 ICE-WHITE FAB28RCR5 VINTAGE CREAM FAB28RBL5 GLOSSY BLACK FAB28RPG5 MINT FAB28RPB5 PASTEL BLUE FAB28RPK5 PASTEL PINK* FAB28ROR5 TANGERINE* FAB28RLI5 LIME GREEN* FAB28RYW5 YELLOW* FAB28RBE5 BLUE* </p> <p><small>*AVAILABLE BY SPECIAL ORDER ONLY</small></p>	
LEFT HINGE MODELS		FAB28LWH5 FAB28LCR5 FAB28LBL5 FAB28LPG5 FAB28LPB5 FAB28LPK5

SPECIAL EDITION RETRO REFRIGERATORS










50's STYLE COLLECTION

		*RRP (incl. VAT)
FAB28RDBLM5 (Matt black)		
60CM SPECIAL EDITION RETRO REFRIGERATOR		A+
	<p>Scratch resistant slate finish • 281L (Gross capacity) • 270L fresh food storage (Net capacity) • Internal LED lighting • Glass covered sliding crisper drawers • Adjustable glass shelves • MultiFlow ventilation cooling system • AutoDefrost • 0°C LifePlus chiller compartment • ECO mode • Antibacterial odour filter</p> <p>PRODUCT DIMENSIONS: 600mm (W) x 1500mm (H) x 788mm (D) • Refer to technical drawing for space required to allow door to open</p> <p>AVAILABLE COLOURS & DESIGNS: Emerald green (FAB28RDEG5); Light blue (FAB28RDLB5); Perfectly pale (FAB28RDP5); Ruby red (FAB28RDRB5); Rust (FAB28RDRU5); Black board (FAB28RDBB5); Italian flag (FAB28RDIT5); Union jack (FAB28RDUJ5); Multi colour (FAB28RDMC5)</p> <div>     </div> <p>*ALL DESIGNS AVAILABLE BY SPECIAL ORDER ONLY</p>	<p>R 56 999</p>
FAB10HRBL5 (Glossy black)		A+
	<p>135L (Gross capacity) • 130L fresh food storage (Net capacity) • 35db Noise Level • Internal LED lighting • Integrated wine/bottle rack • Adjustable glass shelves • Adjustable door shelves • Static cooling system • AutoDefrost</p> <p>OPTIONAL MODEL: Left hinge (FAB10HLBL5)</p> <p>PRODUCT DIMENSIONS: 543mm (W) x 960mm (H) x 632mm (D) • Refer to technical drawing for space required to allow door to open</p>	<p>R 22 999</p>
<p>OPTIONAL COLOURS:</p> <div>       </div> <p> FAB10HRRD5 FIERY RED FAB10HRCR5 VINTAGE CREAM FAB10HRWH5 ICE-WHITE FAB10HRPB5 PASTEL BLUE FAB10HRPG5 MINT FAB10HRPK5 PASTEL PINK </p> <p>*ALL COLOURS AVAILABLE BY SPECIAL ORDER ONLY</p>		
<p>LEFT HINGE MODELS</p>		<p> FAB10HLRD5 FAB10HLCR5 FAB10HLWH5 </p>


SINKS

		*RRP (incl. VAT)
LZ116A2 (Black granite)	DOUBLE BOWL INSET SINK	
	1160 x 500 x 210mm • Anthracite black Composite Granite • Anti-scratch surface • Applied logo • Right hand draining board (reversible) • 3.5" drainer • Overflow prevention • Strainer waste fitting with overflow and plumbing kit included	R 6 299
OPTIONAL COLOURS:  LZ116CT GREY GRANITE  LZ116B WHITE GRANITE		
VZP45N (Black granite)	SINGLE BOWL DOUBLE INSTALLATION SINK	
	380 x 440 x 210mm • Composite Granite • Anti-scratch surface • Applied logo • 3.5" drainer • Overflow prevention • Strainer waste fitting with overflow kit included	R 6 899
OPTIONAL COLOURS:  VZP45CT GREY GRANITE  VZP45B WHITE GRANITE		
LRX902 (Stainless steel)	MIRA DOUBLE BOWL INSET SINK	
	897 x 510 x 219mm • Brushed AISI304 Stainless steel • Embossed logo • 3.5" drainer (with steel drain cover) • Overflow prevention • Strainer waste fitting with overflow kit, plumbing kit and gasket included	R 10 499
OPTIONAL SET OF GLASS SLIDER:  CVB40N2 BLACK GLASS		R 2 699
LDR116-2 (Stainless steel)	MIRA DOUBLE BOWL REVERSIBLE INSET SINK	
	1160 x 500 x 215mm • Brushed AISI304 Stainless steel • Embossed logo • 3.5" drainer • Overflow prevention • Reversible draining board • Pop up waste set with 2 tap holes • Strainer waste fitting with overflow kit, plumbing kit and gasket included	R 8 499
LPR116 (Stainless steel)	AURORA DOUBLE BOWL INSET SINK	
	1160 x 500 x 195mm • Brushed AISI304 Stainless steel • Embossed logo • Reversible draining board • 3.5" drainer • Overflow prevention • Strainer waste fitting with overflow kit, plumbing kit and gasket included	R 3 999





SINKS

		*RRP (incl. VAT)
VSTR34CUX (Copper)	MIRA SINGLE BOWL UNDERMOUNT SINK	
	<p>400 x 340 x 200mm • Brushed Copper PVD • Embossed logo • 3.5" drainer (with steel drain cover) • Overflow prevention • Strainer waste fitting with overflow kit included</p>	R 9 999
	<p>OPTIONAL COLOURS:</p> <p> VSTR34DKX DARK INOX</p>	
VFU71SFR (Stainless steel)	MIRA SINGLE BOWL TRIPLE INSTALLATION SINK	
	<p>750 x 440 x 200mm • Brushed AISI304 Stainless steel • Embossed logo • 3.5" drainer (with steel drain cover) • Overflow prevention • Strainer waste fitting with overflow kit included</p>	R 8 399
	<p>OPTIONAL SIZES:</p> <p> VFU50SFR: 542 x 442 x 200mm</p> <p> VFU40SFR: 440 x 440 x 200mm</p>	<p>R 5 199</p> <p>R 4 699</p>
VFU43SFR (Stainless steel)	SINGLE BOWL DOUBLE INSTALLATION SINK	
	<p>435 Ø x 200mm • Brushed AISI304 Stainless steel • 3.5" drainer • Overflow prevention • Strainer waste fitting with overflow kit included • 10yr warranty</p> <p>*Not branded</p>	R 1 699
UM45 (Stainless steel)	ALBA SINGLE BOWL UNDERMOUNT SINK	
	<p>470 x 420 x 180mm • Brushed AISI304 Stainless steel • Embossed logo • 3.5" drainer • Overflow prevention • Strainer waste fitting with overflow kit included</p>	R 2 299
	<p>OPTIONAL SIZES:</p> <p> UM30: 320 x 420 x 180mm</p> <p> UM40: 420 x 360 x 200mm</p>	<p>R 1 699</p> <p>R 1 899</p>









SINKS

		*RRP (incl. VAT)
UM4040 (Stainless steel)	ALBA DOUBLE BOWL UNDERMOUNT SINK	
	760 x 450 x 180mm • Brushed AISI304 Stainless steel • Embossed logo • 3.5" drainer • Overflow prevention • Strainer waste fitting with overflow and plumbing kit included • 10yr warranty	R 5 199

SINKS ACCESSORIES

		*RRP (incl. VAT)
698452642	KITW1 WASTE KIT	
	Plug standard waste kit	R 379
698452653	KITW2 PLUG	
	Plug standard waste kit	R 379
3712	DRAIN KIT	
	Siphon single bowl sinks (dishwasher connection included)	R 449
3713	DRAIN KIT	
	Siphon double bowls sinks (dishwasher connection include)	R 399









OPTIONAL ACCESSORIES

		*RRP (incl. VAT)
GRILLPLATE (Cast iron)		
	30cm cast iron griddle stove top cooking accessory • Non-stick • Ribbed griddle tray designed to drain away excess grease • Oven and grill safe • Wide stainless steel handles • Compatible with Smeg induction, gas and radiant hobs	R 3 499
TPKPLATE (Stainless steel)		
	30cm Teppanyaki sear-plate • Even heat distribution when placed on a cooktop for easy preparation of multiple ingredients simultaneously • Wide stainless steel handles • Compatible with Smeg induction, gas and radiant hobs	R 3 499
AIRFRY (Air fryer rack)		
	Ideal for recreating traditional frying in the oven, but with fewer calories and less fat • Allows you to cook quick and simple dishes such as French fries, fried vegetables and fish, ensuring perfect browning and crispiness • Compatible with all new Smeg SO oven range	R 1 199
PRTX (Stone with handles)		
	Large, custom-designed refractory stone slab • With handles • 35cm (D) • Compatible with all Smeg 90cm cookers and Smeg 90cm built-in ovens	R 2 499
BBQ (Double sided BBQ plate)		
	Suitable for recreating succulent and crispy dishes in the oven with the typical taste of grilled cooking • The ribbed side is particularly suitable for meats and cheeses • The smooth side for fish, seafood and vegetables • Compatible with all new Smeg SO oven range	R 2 999
STONE (Refractory stone)		
	Ideal for cooking pizzas with the same results as a typical wood-fired oven • Can also be used for baking bread, focaccias and other recipes such as pies, flans or biscuits • Compatible with all Smeg 60cm cookers and Smeg 60cm built-in ovens, Smeg oven range excluding built-in steam and microwave ovens.	R 2 999
PPR9 (Refractory stone)		
	Large, custom-designed refractory stone slab • Without handles • Compatible with all Smeg 90cm cookers and Smeg 90cm built-in ovens	R 3 999
PALPZ (Stainless steel)		
	Stainless steel shovel • Heat-resistant handle which can be folded for easy storage	R 849





OPTIONAL ACCESSORIES

		*RRP (incl. VAT)
EXTRACTOR DUCTING ACCESSORIES *Purchased through Service Department		
DUCTING HOSE - PER METER	125mm Diameter - 768975236	R 109
	150mm Diameter - 768975237	
	200mm Diameter - 768975821	
CLAMPS FOR DUCTING HOSE - EACH (2 NEEDED)	125mm Diameter - 825170475	R 59
	150mm Diameter - 825170476	
	200mm Diameter - 825170527	
NON RETURN VENT FOR DUCTING	125mm Diameter - 979130655	R 449
	150mm Diameter - 762173482	
	200mm Diameter - 762173778	
GENERAL		
WOKGHU: Cast iron Wok holder for all cooktops with cast iron pan stands		R 699

PROFESSIONAL PRODUCT CARE RANGE

		*RRP (incl. VAT)
SURGE & VOLTAGE PROTECTOR		
	12-00602: Refrigeration surge and voltage protector, 5 min delay	R 599
	12-00603: Appliance surge and voltage protector, 10 second delay	R 599
SURFACE CARE		
	CERAINOX: Steel Polish Deoxidising cream for steel with high polishing and regenerating power. Application: ideal for cleaning and deoxidising stainless steel flame spreaders, burners, caps and grills. 250ml	R 210
	PASTA-X: Stainless Steel Refurbishing Paste, designed for the regular sanitising and polishing of stainless steel kitchen surfaces and appliances, such as stoves and sinks. With the included sponge, it lifts dirt and oxidation to leave the surface shining. 400g	R 289
	INOX-SP: Inox Splend Ready to use sanitizing detergent for the treatment of Teflon, plastic, stainless steel, aluminium or enamelled surfaces. It does not leave residues on the treated surfaces and it does not require rinsing. 500ml	R 289
	MULTIUSO: Multiuso removes any type of dirt, both grease. It is specific for the removal of permanent markers and pens from hard washable surfaces. It can be used on glass, plastic, steel, Teflon and aluminium. Avoid painted surfaces. It does not need to be rinsed and does not leave marks. 500ml	R 299
	PANNO-VTR: Ultra microfibre smooth cleaning cloth. Ideal for the cleaning of glasses and mirrors.	R 179
	PANNO-MF: Ultra microfibre cleaning cloth for domestic and professional use	R 179

PROFESSIONAL PRODUCT CARE RANGE

		*RRP (incl. VAT)
SURFACE CARE		
	PULICERAM: Puliceram Sanitizing cleaner for induction and ceramic hobs. It removes greasy dirty and dries without leaving streaks. It does not corrode the aluminium. 500ml	R 289
OVEN CARE		
	CURAFORMO: Curaformo Professional oven cleaner specifically designed to remove carbonised fat residues from ovens, grills, cooking plates and barbecues. The special formula guarantees excellent results at room temperature which avoids the need to preheat the surface before use.	R 289
REFRIGERATOR CARE		
	CLEAN+ : Clean+ Especially recommended in the food industry thanks to its high degreasing power and excellent sanitizing effect. Ready to use sanitizing detergent for the treatment of refrigerators, slicers, food surfaces. It leaves no residues on the treated surfaces and does not require rinsing. 500ml	R 289
WASHING MACHINE		
	DEO-CLEAN: Deo Clean is our washing machine sanitizer, ideal for deep cleaning of the washing machine. Thanks to its special formula and pleasant scent, it prevents mould, stagnation of bad smells, with a sanitizing action. 250ml used in one application	R 199
DISHWASHER		
	TABS: Dishwasher detergent tablets for household use. 1 tab is sufficient whatever the water condition. This tablet is not suitable for short programs. Use the normal washing programs (50°/65°C).	R 150
	DEKAL: Dekal Concentrated sanitizing descale for dishwashers and washing machines. It quickly removes limestone deposits from the entire washing circuit, leaving the steel shiny and perfectly sanitized. 250ml	R 199
	STOP CALC: Prevent scale. Improve household appliances operation increasing their lifetime and improving their efficiency. Reduce energy and detergent consumption	R 569
COFFEE MACHINE		
	ANTI-KALK1: Anti-Kalk Natural sanitising decalcifier for coffee machines. Its particular formulation guarantees a rapid descaling and a complete sanitisation of the machine thus preserving the taste and aroma of your espresso. This product can also be used in kettles. 1 Litre 50 Doses	R 499
	ANTI-KALK: Anti-Kalk Natural sanitising decalcifier for coffee machines. Its particular formulation guarantees a rapid descaling and a complete sanitisation of the machine thus preserving the taste and aroma of your espresso. This product can also be used in kettles. 250ml for 5 Doses	R 289

SMEG 3 YEAR WARRANTY

WARRANTY CONDITIONS ONLY VALID FOR APPLIANCES INSTALLED WITHIN THE REPUBLIC OF SOUTH AFRICA

Your 36 Month (Three Year) - MAJOR DOMESTIC APPLIANCES

Your new appliance comes with our three year warranty protecting you against electrical and mechanical breakdown. Please read over terms and conditions. It is important that you retain the original purchase invoice of your appliance in order to receive efficient assistance in the event of the appliance requiring attention in the warranty period.

Smeg Warranty Conditions

We Smeg South Africa (Pty) Ltd undertake that if within above mentioned time frame of the date of purchase this Smeg appliance is proved to be defective by reason only of faulty workmanship or materials, we will at our discretion repair or replace the same for labour and materials on condition that:

- The appliance has been correctly installed and used only on the electricity or gas supply on the rating plate.
- The appliance has been used for normal domestic purposes only, and in accordance with the manufacturer's operating and maintenance instructions.
- The appliance has not been serviced, maintained, repaired, taken apart or tampered with by any person not authorized by Smeg South Africa (Pty) Ltd.
- All service work under this warranty must be undertaken by Smeg South Africa (Pty) Ltd Service: Johannesburg: (011) 656 0025 Durban: (031) 566 2770 Cape Town: (021)418 9934 Toll free: 0860 102 984.
- Any appliance or defective part replaced shall become the property of Smeg South Africa (Pty) Ltd.
- Register your appliance on: <https://www.smeg.com/za/register-your-smeg-appliance>


Exclusions

This warranty does not cover:

- Damage or calls resulting from transportation, improper use or neglect;
- The replacement of any removable glass or plastic;
- The replacement of any light bulb or electrical part damaged by a power surge; To protect your appliances against power surges and fluctuations, including installations making use of inverters and generators ensure that you install active surge protectors for over and under voltage protection, at the appliance.
- Costs incurred to correct an appliance incorrectly installed;
- Damage caused to electrical parts due to insect infestation;
- Appliances found to be in use within a commercial environment;
- Call out charges where no fault is found or customer ignorance.

Please note:

- Home visits are usually made between 8.30am and 4.30 pm Monday to Friday.
 - Transport costs at local AA rates will be allocated to all Warranty service calls outside of a 60km range from a major city centre.
-



SCAN ME FOR
TECHNICAL DRAWINGS

LARGE APPLIANCES

3 YEAR
WARRANTY

GRANITE SINKS

5 YEAR
WARRANTY

STAINLESS STEEL SINKS

10 YEAR
WARRANTY



Smeg South Africa (Pty) Ltd

www.smeg.co.za | info@smegsa.co.za

Head Office

Tel (011) 463 1016
2985 Bryanston Boulevard,
Cnr. Winnie Mandela and Bryanston Drive
Bryanston, Sandton, 2191
jhbinfo@smegsa.co.za

Cape Town Showroom

Tel (021) 418 9934
Shop 2A, Waterway House, Dock Rd,
V&A Waterfront, Cape Town, 8001
cptinfo@smegsa.co.za

Durban Showroom

Tel (031) 566 2770
Shop No.3, Beacon Rock, 21 Lighthouse Road,
Umhlanga Rocks
dbninfo@smegsa.co.za

Smeg Service Department

Tel (011) 656 0025
Unit 1 Linbro Logistics Park,
1st Avenue, Ext 1. Linbro Park
service@smegsa.co.za | spares@smegsa.co.za



MADE IN ITALY



PREMIUM QUALITY DESIGN